

FEEL THE PASSION

LIGHTING INNOVATION
FOR EVERY DRIVER, EVERY DAY





LED 800 20" | 4 APPROX
NOOK DIAMOND
9-800-862-1777 | 6000-00000000 | 0000

LED 800 20" | 4 APPROX
NOOK DIAMOND
9-800-862-1777 | 6000-00000000 | 0000

LED 800 20" | 4 APPROX
DARK KNIGHT NOOK
9-800-862-1777 | 6000-00000000 | 0000

strands
LIGHTING DESIGN

LED 800 20" | 4 APPROX
SIBERIA SR
9-800-862-1777 | 6000-00000000 | 0000

UNITY

LED 800 20" | 4 APPROX
AMBASSADOR
9-800-862-1777 | 6000-00000000 | 0000

DRIVING LIGHT 9" LED
AMBASSADOR

DAK EDITION | DUAL COLOR POSITION LIGHT

strands
LIGHTING DESIGN

UNITY

LED 800 20" | 4 APPROX
AMBASSADOR
9-800-862-1777 | 6000-00000000 | 0000

strands
LIGHTING DESIGN

LED 800 20" | 4 APPROX
NOOK DIAMOND
9-800-862-1777 | 6000-00000000 | 0000

strands
LIGHTING DESIGN

LED 800 20" | 4 APPROX
AMBASSADOR
9-800-862-1777 | 6000-00000000 | 0000

strands
LIGHTING DESIGN

LED 800 20" | 4 APPROX
NOOK
9-800-862-1777 | 6000-00000000 | 0000

LED 800 20" | 4 APPROX
NOOK
9-800-862-1777 | 6000-00000000 | 0000

TABLE OF CONTENTS

4/5	WHAT'S INSIDE	102/129	WORK LIGHTS 106–107 DARK KNIGHT PRESIDENT 108–111 SIBERIA NEXT LEVEL 112–115 SIBERIA RED PANDA, RED TIGER 118–119 UNITY 120–121 UNITY INTERIOR LIGHTS
8/9	FUNCTION WARRANTY	130/159	WARNING LIGHTS 132–135 SIBERIA NIGHT GUARD 136–139 LOW RIDER 140–145 CRUISE LIGHT 146–147 MONITUM 152 CRUISE LIGHT / STROBE LIGHT 158–159 MOUNTING ACCESSORIES
10/11	ABOUT STRANDS	160/183	TAIL LIGHTS 162–167 DARK KNIGHT IZE LED 168–169 IZE LED CLASSIC 172–173 SIBERIA TAIL LIGHT
12/17	DARK KNIGHT	184/207	SIDE MARKERS/ POSITION LIGHTS 186–187 KZ 188–191 ULTRA SLIM 192–193 VIKING 194–195 SLIM
18/21	CRUISE LIGHT	214/219	SOCIAL MEDIA
22/25	SIBERIA		
26/27	SYMBOL GUIDE		
28/59	DRIVING LIGHTS 30–33 DARK KNIGHT INSANE 34–37 DARK KNIGHT INTENSE 38–41 SIBERIA NIGHT RANGER / BUSH RANGER 42–45 AMBASSADOR 46–49 AMBASSADOR DARK EDITION 50–51 HUDSON / YUKON 55 ALASKA 56–57 HI-LO		
60/87	LED BARS 62–65 DARK KNIGHT IDENTITY 66–69 SIBERIA OUTLAW 70–71 SIBERIA OUTLAW UDX 72–77 SIBERIA SR / DR / SRC / DRC 78–79 SIBERIA DRH 80–81 DARK KNIGHT NUUK 84 ARCUM 86–87 LED BAR KITS		
88/101	MOUNTING ACCESSORIES		

WHAT'S INSIDE

HIGHLIGHTS, PRODUCT
NEWS AND INSPIRATION



80/81

WELCOME TO THE FUTURE

This is Dark Knight Nuuk. A real game-changer with passion in every detail. Better performance. Less consumption. Developed for electric vehicles and comes in an all-black look with a dark lens and super-slim design, almost invisible when it becomes one with your vehicle.



68/69

1 LUX AT 1466 M

Siberia Outlaw is the world's strongest LED bar. The center of attention. Redefining the light output and breaking the rules of LED power with 1 lux at 1466 m.

GO INSANE

Get ready to go from 0 to 100. This is Dark Knight Insane with three functions: driving light, warning light and dual position light.

32/33





64/65

CHOOSE YOUR IDENTITY

Meet Dark Knight Identity, an E-approved LED bar with a unique position light and an optimal beam pattern. Loaded with power in a slim and dark design.



144/145

WHEN YOU ARE IN CHARGE

Welcome to the new frontline of warning lights. This is the Cruise Light series with an eye-catching amber glow. Products where you are in charge. Choose the right warning light for your purpose. Ready to make your passion visible.



138/139

LOW RIDER

Meet Siberia Low Rider, by far the slimmest LED bar with a height of only 3 cm and a depth of 5 cm. A warning light and triple position light, all E-approved. Ideal on all sides of the vehicle. Wherever you need visibility.





T. OSCARSSONS
ÅKERI AB

INTERCOOLER

STRANDS

FEEL THE PASSION
FOR EVERY DRIVER EVERY DAY



WE OFFER PEACE OF MIND


Except for design, quality, and performance, we give you safety. We offer a unique function warranty – from three to six years. This includes all products from Strands Lighting Division's range, which makes the warranty unique on the market. The warranty covers faults related to the manufacturing process, material, or assembly. With our function warranty, we want to improve the service, increase customer satisfaction, and emphasize our brand's quality. Ready to further strengthen our position on the market.



FUNCTION WARRANTY
THREE TO SIX YEARS

FEEL THE PASSION





Strands Lighting Division is Europe's fastest-growing brand in the industry and offers the latest innovative vehicle lighting. **We live by the three words – feel the passion.** Our vision is to make you feel our passion, and we want you to experience it – regardless of whether you are in contact with our first-class customer service, open a package or mount a new innovative product.

We will give you a driving experience out of the ordinary – no matter your needs. We want you to work safely with total capacity regardless of environment or time of the day. We always work with our origin

in the development process. With the harsh Scandinavian road conditions, extreme temperatures, salted roads, sudden temperature changes, and other challenges in mind.

We want to provide you with lighting that doesn't compromise in any area. With function, performance, and design in everything we do. Many years of experience and close cooperation with professionals make this possible. We want and dare to go first with a constant passion for changing the market, and we have already begun.

DARK KNIGHT

Release your dark side. Dark Knight introduces the next chapter of the innovative history of Strands Lighting Division. The world's first all-black vehicle lighting series with dark tinted lenses, dark high-end materials, and components. The all-black armor is the signature of Dark Knight and is an exclusive interpretation of your most confident drive. A sophisticated look, day and night. Fully charged with the power of an unstoppable knight.



RELEASE YOUR DARK SIDE







Part No. 809131, 809132, 809133

DARK KNIGHT NUUK LED BAR

14", 20", 30", amber and white position light, E-approved: ECE R7, R112

More information on page 81-81

DARK KNIGHT NUUK

Meet Dark Knight Nuuk. Better performance. Less consumption. The next generation of LED bars. Ready to break new ground and a perfect match for electric vehicles. Comes in three sizes. Choose between 14", 20", and 30".



CRUISE LIGHT

Welcome to the new frontline of warning lights. This is the Cruise Light series. Products where you are in charge. Always ready to make your passion visible and become one with the Cruise Light amber flow. Strands Lighting Division stands for passion and has created a revolution you haven't experienced before. Changes the standard and sets new rules for innovative lighting. An actual game-changer.





Part No. 850211, 850214, 850215, 850216, 850217, 850218, 850219, 850221

CRUISE LIGHT ROOF BAR WARNING LIGHT LED

8 sizes, 13 flash patterns, E-approved: ECE R65 Class 2

More information on page 144-145



Part No. 850933, 850934, 850950, 850951, 850952, 850953, 850954, 850955

CRUISE LIGHT BEACON WARNING LIGHT LED

11-12 flash patterns, clear, smoked and amber lens, DIN/ pole and surface mounting, E-approved: ECE R65

More information on page 142-143


WELCOME TO THE NEW FRONTLINE
OF WARNING LIGHTS



SIBERIA

Welcome to the future. This is Siberia. Innovative lighting from Strands Lighting Division. Pushing the boundaries and redefining what light can do with the pioneering design combined with revolutionary features. The multi-color position light characterizes all members of Siberia. Siberia is for you who want to boost your passion, vehicle, and driving experience. Created for you who are looking for the latest both when it comes to performance, function, and design.





STRANDS
20000
2700K
120-240V
20W
2.8K-2.8K



Part No. 809226

SIBERIA TAIL LIGHT 12"

Functions: Tail-, brake-, reversing light, indicator, E-approved: ECE R148

More information on page 172-173





We dare to go first with a constant passion for changing the market. To constantly evolve and take responsibility for our environment. We are now the first company in the world to CO₂-compensate vehicle lighting. We will start with Dark Knight Nuuk. For every Dark Knight Nuuk we sell, we compensate for CO₂ by planting a tree corresponding to 50 kg CO₂. For a greener planet. For a healthier planet.



Many of the products in Strands Lighting Division's range are ADR-approved, which means they can be mounted on vehicles that transport dangerous goods. We have always developed lighting to be used by every driver every day, and our mission is to make the driver as safe, comfortable, and focused as possible.



Strands Lighting Division always develops innovative vehicle lighting with quality and environment in focus. Our ISO certification ensures that we meet the standard's requirements and proves that we work with quality (ISO standard 9001) and environment (ISO standard 14001) every day.



All approved vehicle lighting from Strands Lighting Division has a marking with the letter E, followed by an approval number. The E label shows that the product is supported within the EU, and the approval number indicates which country the product has been approved in. The ECE label shows what the product is approved for use and makes sure the rules for lighting are the same throughout the EU.



Except for design, quality, and performance, we give you safety. A unique function warranty – from three to six years. This includes all products from Strands Lighting Division, which makes the guarantee unique on the market. The warranty covers faults related to the manufacturing process, the material, or assembly.



PAGE 28-59

DRIVING LIGHTS

If you once experienced powerful driving lights with optimal visibility, you will never go back to basic. Strands Lighting Division develops and manufactures driving lights that help you relax and enjoy driving during the darkest hours. Design, performance, and quality surpass even the highest expectations. No matter which one of the driving lights you choose, you are guaranteed at least a three-years function warranty.





DARK KNIGHT INSANE DRIVING LIGHT LED
Part No. 270698
More information on page 32-33

RELEASE YOUR DARK SIDE



HIGH PERFORMANCE

The technology improves the overall efficiency, collects, and directs light in a perfect balance between length and width. Created for the hard-working driver.

ONE LAMP – THREE FUNCTIONS

Get all your lighting needs into one lamp: a driving light with a warning light and dual position light, choose between amber and white.

DARK KNIGHT DESIGN

A confident, futuristic, black knight with dark details and slim design makes it easy to mount and quickly becomes one with your vehicle.



DUAL POSITION LIGHT



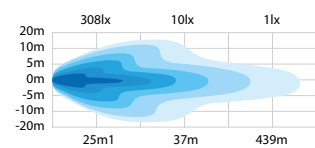
Part No. 270698

DARK KNIGHT INSANE DRIVING LIGHT LED

Get ready to go Insane. To go from 0 to 100. Dark Knight Insane allows you to get all your lighting needs into one lamp: an oval driving light with a warning light and dual position light. Choose between amber and white. Insane is a confident Dark Knight in a slim design with a beam pattern created for the hard-working driver who needs a perfect balance between length and width.

<i>Voltage</i>	9-36V DC
<i>Consumption</i>	112W
<i>Theoretical lumen</i>	12 000
<i>Actual lumen</i>	10 500
<i>1 lux @</i>	439m
<i>IP-class</i>	IP68/IP69K
<i>Beam pattern</i>	Combo
<i>Position light</i>	White and amber
<i>Connection</i>	Cable
<i>Cable length</i>	2500 mm

<i>Material housing</i>	Aluminium
<i>Material lens</i>	Polycarbonate
<i>Length</i>	247 mm
<i>Depth</i>	70,7 mm
<i>Height</i>	141 mm
<i>Height including bracket</i>	170,5 mm
<i>Operating temperature</i>	-40°C - +60°C
<i>E-approved</i>	ECE R7, R65, R112
<i>Ref</i>	45
<i>EMC-certificate</i>	ECE R10



Use the QR code to check
out the product video.



www.strands.se
www.strandseurope.com



DARK KNIGHT INTENSE 9" DRIVING LIGHT LED
Part No. 270927
More information on page 36-37



BALANCED LIGHT BEAM

A light beam with an intensity far higher than standard. Supported by TIR optics, especially designed to cover a wide area without wasting any long-distance illumination.

UNIQUE POSITION LIGHT

Enjoy the smooth startup effect when the light slowly increases its intensity before reaching full capacity. Comes with a dual function. Choose between amber and white.

DARK KNIGHT LOOK

A futuristic, minimalistic all-black look helps your vehicle reach perfection from all angles. Play it confident and stylish both day and night.



DUAL POSITION LIGHT



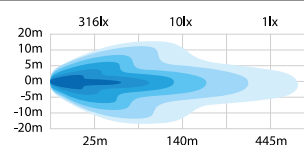
Part No. 270927

DARK KNIGHT INTENSE 9'' DRIVING LIGHT LED

Dark Knight Intense is an homage to innovation and symmetry. A light beam far higher than standard. Supported by TIR optics, specifically designed to cover a wide area without wasting any long-distance illumination. Perfect for various driving on different types of roads. Produces 1 lux at 445 meters.

Voltage	9-36V DC
Consumption	125W
Theoretical lumen	14 000
Actual lumen	11 000
1 lux @	445m
IP-class	IP68/IP69K
Beam pattern	Combo
Position light	White and amber
Connection	DT-4
Cable length	500 mm

Material housing	Aluminium
Material lens	Polycarbonate
Diameter	218 mm
Depth	70 mm
Height including bracket	233,5 mm
Operating temperature	-40°C - +60°C
E-approved	ECE R7, R112
Ref	45
EMC-certificate	ECE R10



Use the QR code to check out the product video.



www.strands.se
www.strandseurope.com

”

**REFLEXES ARE
VISIBLE AT INCREDIBLE
2 KM DISTANCE**

AMBASSADOR FREDRIK HULTMAN ABOUT
SIBERIA NIGHT RANGER'S LIGHT BEAM

SIBERIA NIGHT RANGER DRIVING LIGHTS *LED*

Part No. 809188, 809200

More information on page 40-41

6 x SIBERIA
NIGHT RANGER
SPOT 9"



5 x SIBERIA
NIGHT RANGER
STANDARD 9"

**SPOT BEAM EDITION
DUAL POSITION LIGHT**



**Part No. 809200
SIBERIA NIGHT RANGER
SPOT 9" DRIVING LIGHT LED**



8100lx 1lx 0.25lx
30m 20m 10m 0m -10m -20m -30m
10m 900m 1800m

**SPOT BEAM EDITION
DUAL POSITION LIGHT**



**Part No. 809207
SIBERIA NIGHT RANGER
SPOT 7" DRIVING LIGHT LED**



3978lx 1lx 0.25lx
30m 20m 10m 0m -10m -20m -30m
10m 631m 1261m

DUAL POSITION LIGHT



**Part No. 809188
SIBERIA NIGHT RANGER 9"
DRIVING LIGHT LED**



2160lx 1lx 0.25lx
30m 20m 10m 0m -10m -20m -30m
10m 465m 930m

DUAL POSITION LIGHT



**Part No. 809187
SIBERIA NIGHT RANGER 7"
DRIVING LIGHT LED**



1360lx 1lx 0.25lx
30m 20m 10m 0m -10m -20m -30m
10m 369m 738m

DUAL POSITION LIGHT



**Part No. 809190
SIBERIA BUSH RANGER 9"
DRIVING LIGHT LED**



1494lx 1lx 0.25lx
30m 20m 10m 0m -10m -20m -30m
10m 387m 773m

DUAL POSITION LIGHT



**Part No. 809189
SIBERIA BUSH RANGER 7"
DRIVING LIGHT LED**



1195lx 1lx 0.25lx
30m 20m 10m 0m -10m -20m -30m
10m 346m 691m

PART NO.	809200	809207	809188	809187	809190	809189
VOLTAGE	9-35V DC	9-35V DC	9-35V DC	9-35V DC	9-35V DC	9-35V DC
CONSUMPTION	145W	69W	145W	70W	145W	70W
THEORETICAL LUMEN	14 280	67200	20 400	9600	20 400	9600
ACTUAL LUMEN	10 485	5130	13 377	6467	11 515	3584
1 LUX @	900m	631m	465m	369m	387m	346m
IP-CLASS	IP67/IP69K	IP67/IP69K	IP67/IP69K	IP67/IP69K	IP67/IP69K	IP67/IP69K
BEAM PATTERN	Spot	Spot	Combo	Combo	Combo	Combo
POSITION LIGHT	White and amber	White and amber	White and amber	White and amber	White and amber	White and amber
CONNECTION	DT-4	DT-4	DT-4	DT-4	DT-4	DT-4
CABLE LENGTH	500mm	500mm	500mm	500mm	500mm	500mm
MATERIAL HOUSING	Aluminium	Aluminium	Aluminium	Aluminium	Aluminium	Aluminium
MATERIAL LENS	Polycarbonate	Polycarbonate	Polycarbonate	Polycarbonate	Polycarbonate	Polycarbonate
DIAMETER	228,6mm	178mm	228,6mm	178mm	228,6mm	178mm
DEPTH	86,7mm	78,2mm	86,7mm	78,2mm	86,7mm	78,2mm
HEIGHT INCLUDING BRACKET	249,3mm	194,7mm	249,3mm	194,7mm	249,3mm	194,7mm
OPERATING TEMPERATURE	-30°C · +65°C	-30°C · +65°C	-30°C · +65°C	-30°C · +65°C	-30°C · +65°C	-30°C · +65°C
E-APPROVED	No	No	ECE R112, R7	ECE R112, R7	No	No
REF	-	-	30	20	-	-
EMC-CERTIFICATE	ECE R10	ECE R10	ECE R10	ECE R10	ECE R10	ECE R10



LEGENDARY LIGHT OUTPUT

Siberia gives you efficiency at completely new levels on all roads and in all conditions. The power of the LED diodes extends the field of view in an optimized light beam.

DUAL POSITION LIGHT

Amber or white? Choose the color that states your style and personality. The Siberia position light provides an outstanding light effect, perfectly positioned in a circle with a breaking line in the middle.



TWO MODELS

Choose between Siberia Night Ranger, standard and spot (clear lens) and Siberia Bush Ranger (yellow lens). Models available in 7" and 9".



Use the QR code to check out the product video.

COMBO OR SPOT BEAM

Night Ranger comes in two beam patterns. The standard version with a combo beam extends the view in a perfect balance of length and width. The spot beam focuses on intense length. Mounting examples: 2 pcs Siberia NR Spot provides 1 lux at 1300 meters. 2 pcs Siberia NR Combo + 1 Spot in between – performs 1 lux at 1100 meters.





DARK EDITION
AMBASSADOR DRIVING LIGHT 9" LED
Part No. 270925
More information on page 46-49

DUAL POSITION LIGHT




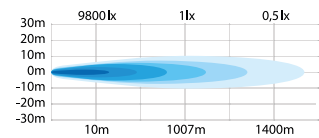
Part No. 270922

AMBASSADOR 9'' DRIVING LIGHT LED

The professional driver's first choice. Ambassadors' light beam exceeds everything you see and literally turns night into day in a long distance, pushing out 1 lux at 1007 meters. Designed in Sweden and manufactured in Europe. All the components are unique, specifically designed for Ambassador. It comes with exciting features – dual position light and a Nitto Denko breathing function that keeps the moisture away. The lens is made of unbreakable polycarbonate that has been sent for treatment in Germany to be highly durable against stone shoots and scratches.

Voltage	10-32V DC
Consumption	70W
Theoretical lumen	5535
Actual lumen	4040
1 lux @	1007m
IP-class	IP68
Beam pattern	Spot
Position light	White and amber
Connection	Cable

Cable length	3000mm
Material housing	Aluminium
Material lens	Polycarbonate
Diameter	230,5mm
Depth	132mm
Height including bracket	245mm
Operating temperature	-40°C - +40°C
E-approved	No
EMC-certificate	ECE R10



LIMITED EDITION



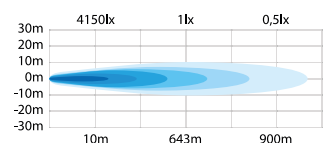
Part No. 270924

AMBASSADOR DRIVING LIGHT 9'' LED

Get that statement look. Ambassador Limited Edition is a high-quality driving light. The components are specifically designed for Ambassador with the aim of ensuring quality and function. Ambassador Limited Edition comes with a yellow lens and two different colors on the frame/ring. Choose between black or chrome. Both colors are included. Choose the color that suits you and your vehicle best.

Voltage	10-32V DC
Consumption	67W
Theoretical lumen	5535
Actual lumen	3879
1 lux @	643m
IP-class	IP66/IP68
Beam pattern	Spot
Position light	White and amber
Connection	Cable

Cable length	3000mm
Material housing	Aluminium
Material lens	Polycarbonate
Diameter	230,5mm
Depth	132mm
Height including bracket	245mm
Operating temperature	-40°C - +40°C
E-approved	No
EMC-certificate	ECE R10



EXTREME LIGHT BEAM

The light beam exceeds high expectations and literally turns night into day over a long distance. 1 lux at 1007 meters.

DUAL POSITION LIGHT

Choose between amber or white color to express your personal style.

MOISTURE-RESISTANT

Nitto Denko breathers at the back to keep the moisture away and increase durability.

UNIQUE HOUSING


Equipped with an Aluminum housing that successfully resists corrosion, perfect for tough climate conditions.

ANTI-SCRATCH

The PC-lens come with the highest standard of anti-scratch treatment providing great visibility.



Use the QR code to check out the product video.



REFUSE TO BE AVERAGE







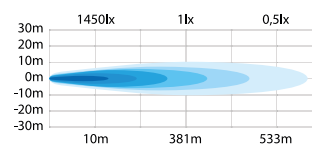
Part No. 270925

DARK EDITION AMBASSADOR DRIVING LIGHT 9" LED

Refuse to be average with Ambassador Dark Edition. A driving light that ensures high quality with unique components. Ambassador Dark Edition has a dark reflector, which gives a dark impression, and two different colors on the trim/ring. Choose between black and chrome. Both colors are included. Choose the one that suits you and your vehicle best.

Voltage	12-24V DC
Consumption	67W
Theoretical lumen	5535
Actual lumen	1948
1 lux @	381m
IP-class	IP66/IP68
Beam pattern	Spot
Position light	White and amber
Connection	Cable

Cable length	3000mm
Material housing	Aluminium
Material lens	Polycarbonate
Diameter	230,5mm
Depth	132mm
Height including bracket	245mm
Operating temperature	-40°C - +40°C
E-approved	No
EMC-certificate	ECE R10



DARK IMPRESSION

Refuse to be average. Ambassador Dark Edition has a dark reflector, which gives a dark impression.

EXPRESS YOUR PERSONALITY

The dual position light has a selectable function. Amber or white light. Choose the color you prefer.



MOISTURE-RESISTANT

Nitto Denko breathers at the back to keep the moisture away and increase durability.

OPTIMAL BEAM

A lighting experience out of the ordinary, giving excellent visibility and safety. The beam pattern is optimal for long, narrow roads or any other environment where the driver requires plenty of light length.

PURE POWER

No unnecessary functions. Hudson provides 6435 actual lumens and 1 lux at 637 meters, and Yukon delivers 7693 actual lumens and 1 lux at 779 meters.



EASY TO INSTALL

Extraordinarily durable and rated according to IP68. Both are easy to install and comes with a cable of 500 mm and a DT connector.

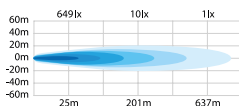
YUKON 9" DRIVING LIGHT LED
Part No. 270907

Part No. 270908

HUDSON 7" DRIVING LIGHT LED

Voltage	9-32V DC
Consumption	80W
Theoretical lumen	6480
Actual lumen	6435
1 lux @	637m
IP-class	IP68
Beam pattern	Spot
Position light	No
Connection	DT-2
Cable length	500mm
Material housing	Aluminium
Material lens	Polycarbonate
Diameter	178mm
Depth	75,5/88,8mm
Height including bracket	193mm
Operating temperature	-35°C - +45°C
E-approved	No
EMC-certificate	ECE R10

1 LUX AT 637 METERS



Use the QR code to check out the product video.




Part No. 270907

YUKON 9" DRIVING LIGHT LED

Voltage	9-32V DC
Consumption	120W
Theoretical lumen	7860
Actual lumen	7693
1 lux @	779m
IP-class	IP68
Beam pattern	Spot
Position light	No
Connection	DT-2
Cable length	500mm
Material housing	Aluminium
Material lens	Polycarbonate
Diameter	228mm
Depth	80,5/92,1mm
Height including bracket	244mm
Operating temperature	-35°C - +45°C
E-approved	No
EMC-certificate	ECE R10

1 LUX AT 779 METERS



Use the QR code to check out the product video.



LED POSITION LIGHT

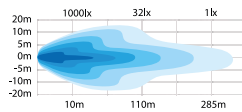


Part No. 270902
OMEGA DRIVING LIGHT
HALOGEN/LED

**POSITION LIGHT
ANGEL-EYE**



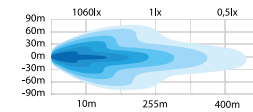
Part No. 809077
FLOBY 8'' LED



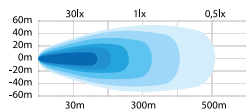
POSITION LIGHT



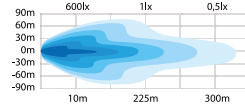
Part No. 270913
SVEG 9'' DRIVING LIGHT LED



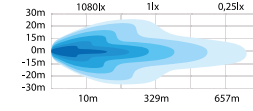
Part No. 270770-N
NARVIK 9'' HID/XENON



Part No. 270914
SALA 7'' DRIVING LIGHT LED



Part No. 270773
BREMEN 9'' HID/XENON



PART NO.	270902	809077	270913	270770-N	270914	270773
VOLTAGE	12-24V DC	9-32V DC	10-32V DC	9-36V DC	10-32V DC	9-36V DC
CONSUMPTION	55/70W	120W	60W	35W	40W	35W
TYPE OF BULB	H7	-	-	D1S	-	D1S
IP-CLASS	IP65	IP68	IP67	IP56	IP67	IP56
BEAM PATTERN	Combo	Combo	Combo	Flood	Combo	Combo
POSITION LIGHT	Yes	Yes	Yes	Yes	Yes	Yes
CONNECTION	Cable	DT-3	Cable	Cable	-	Cable
CABLE LENGTH	230mm	300mm	500m	4900mm	500mm	2000mm
MATERIAL HOUSING	Nylon + fiber	Aluminium	Aluminium	Polycarbonate	Aluminium	Polycarbonate
MATERIAL LENS	Hardened Glass	Polycarbonate	Polycarbonate	Hardened glass	Polycarbonate	Hardened glass
LENGTH	248,55mm	-	-	-	-	-
DEPTH	108,54mm	95,9mm	90,5mm	147,30mm	94mm	134,21mm
HEIGHT INCLUDING BRACKET	141,25mm	230,2mm	260,7mm	243,61mm	205,5mm	248,42mm
DIAMETER	161,14mm	208mm	222,4mm	224,22mm	170mm	224,04mm
OPERATING TEMPERATURE	-40 · +85°C	-40°C · +85°C	-45°C · +65°C	-40°C · +40°C	-45°C · +65°C	-40°C · + 40°C
E-APPROVED	ECE R112, R7	ECE R112	ECE R112, R7	ECE R98, R7	ECE R112, R7	ECE R98, R7
REF	25	25	17,5	30	12,5	25
EMC-CERTIFICATE	ECE R10	ECE R10	ECE R10	ECE R10	ECE R10	ECE R10





Part No. 270926

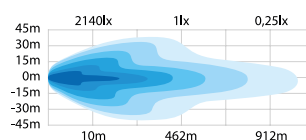
FRITSLA 9" DRIVING LIGHT LED

Use the QR code to check out the product video.



Voltage	9-33V DC
Consumption	37W
Theoretical lumen	3500
Actual lumen	3000
1 lux @	462m
IP-class	IP68
Beam pattern	Combo
Position light	White and amber
Connection	Cable
Cable length	2000mm

Material housing	Aluminium
Material lens	Polycarbonate
Diameter	223mm
Depth	119,5mm
Height including bracket	241,5mm
Operating temperature	-40°C - +60°C
E-approved	ECE R112
Ref	37,5
EMC-certificate	ECE R10



Use the QR code to check out the product video.

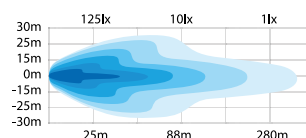


Part No. 270710

SNOW PLOW DRIVING LIGHT LED

Voltage	12-30V DC
Consumption	38W
Theoretical lumen	3600
Actual lumen	2900
1 lux @	280m
IP-class	IP68
Beam pattern	Combo
Functions	High beam, low beam, position light, indicator, heating lens
Position light	White
Connection	DT-6

Cable length	300mm
Material housing	Aluminium
Material lens	Tempered glass
Length	229mm
Depth	80mm
Height	150mm
Operating temperature	-40°C - +60°C
E-approved	ECE R112, R6, R7
Ref	17,5
EMC-certificate	ECE R10



PROVIDES A GREAT LIGHT OUTPUT

Delta promises both quality and powerful light performance. The combo light beam gives both length and width in a perfect combination and performs 6200 actual lumens and 1 lux at 430 meters. Delta is E-approved according to ECE R112 with reference number 25. The position light is placed in a line, in the center of

the lamp, and comes with a dual position light, choose between amber or white color. Delta is the number one choice for many professional users and is perfect for cars, trucks, tractors and other heavy vehicles.

**1 LUX AT 430 METERS
DUAL POSITION LIGHT**

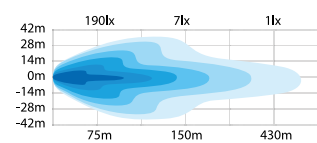


Part No. 270699

DELTA DRIVING LIGHT LED

Voltage	12-48V DC
Consumption	66W
Theoretical lumen	8416
Actual lumen	6200
1 lux @	430m
IP-class	IP67
Beam pattern	Combo
Position light	White and amber
Connection	Cable
Cable length	2500mm

Material housing	Aluminium
Material lens	Polycarbonate
Length	245mm
Depth	90mm
Height	140mm
Height including bracket	160mm
Operating temperature	-35 - +45°C
E-approved	ECE R112
Ref	25
EMC-certificate	ECE R10



ALL IN ONE

Comes with the following functions: low beam, high beam, position light and indicator. Fully E-approved with reference number 17.5.

HEATING LENS

The thermostat control is automatic, starts at 5°C and keeps snow and ice away from the lens – without any handling by the driver.

**UNIVERSAL**

Several mounting options. Choose between mounting on the left or the right side of the vehicle and the bracket can either be mounted on the back or the bottom of the lamp.

MODERN DESIGN

Slim design and elegant shape. The appealing position light adds another dimension to the overall impression.

Part No. 270708

ALASKA SNOW PLOW DRIVING LIGHT LED

Voltage: 9-32 V DC, Consumption: 30W, Theoretical lumen: 3000, Actual lumen: 1380, 1 lux @: 160m, IP-class: IP67/IP69K, Beam pattern: Combo, Functions: High beam, low beam, position light, indicator, automatic heating lens, Connection: DT-6, Cable length: 500mm, Material housing: Aluminium, Material lens: Glass, Length: 200,4mm, Depth: 85,5mm, Height: 142,4mm, Height including bracket: 177,8mm, Operating temperature -30°C - +65°C, E-approved: ECE R6, R7, R112, Ref: 17,5, EMC-certificate: ECE R10

Use the QR code to check out the product video.



VISIBILITY IN ANY WEATHER

Hi-Lo snow plow driving light comes in a modern, slim design and elegant shape. Thanks to the look, the lamp fits perfectly on today's modern vehicles. The automatically heating lens provides maximum visibility in any weather. The feature is automatic, starts at 5 °C, and keeps snow and ice away from the lens – without any handling by the driver.

The following functions are included: high beam, low beam, dual position light in amber or white light, and an indicator visible from both the front and back of the lamp. It is fully E-approved with reference number 17,5. Hi-Lo snow plow driving light is available in left and right models and is perfect for mounting on plow trucks and tractors.

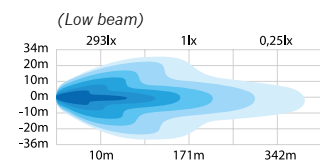
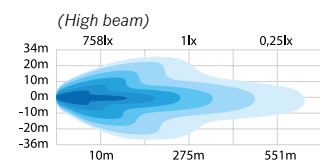


Part No. 270716

HI-LO SNOW PLOW DRIVING LIGHT RIGHT LED

Voltage	10-32V DC
Consumption	60W
Theoretical lumen	5000 (high beam), 2000 (low beam)
Actual lumen	2273 (high beam), 876 (low beam)
1 lux @	275 m (high beam), 171 m (low beam)
IP-class	IP68/IP69K
Beam pattern	Combo
Functions	High beam, low beam, indicator, amber position light, white position light
Position light	White and amber
Connection	DT-6

Material housing	Aluminium
Material lens	Tempered glass
Length	220 mm
Depth	80,5 mm
Height	152 mm
Height including bracket	197,2 mm
Operating temperature	-30°C - +65°C
E-approved	ECE R148, R149
Ref	17,5
EMC-certificate	ECER10






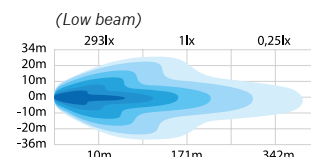
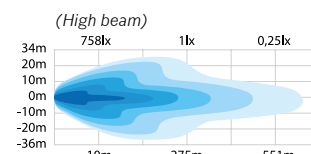
DUAL POSITION LIGHT

Part No. 270717

HI-LO SNOW PLOW DRIVING LIGHT LEFT LED

Voltage	10-32V DC
Consumption	60W
Theoretical lumen	5000 (high beam), 2000 (low beam)
Actual lumen	2273 (high beam), 876 (low beam)
1 lux @	275 m (high beam), 171 m (low beam)
IP-class	IP68/IP69K
Beam pattern	Combo
Functions	High beam, low beam, indicator, amber position light, white position light
Position light	White and amber
Connection	DT-6

Material housing	Aluminium
Material lens	Tempered glass
Length	220 mm
Depth	80,5 mm
Height	152 mm
Height including bracket	197,2 mm
Operating temperature	-30°C - +65°C
E-approved	ECE R148, R149
Ref	17,5
EMC-certificate	ECER10





LED CONVERSION KITS

Get both a sleek look and improved visibility for safer driving at night with these LED conversion kits. This set of LED light bulbs is ultra-bright, giving you up to 3282 actual lumens of white, more intense light than conventional halogen bulbs. Easy and simple installation. Plug and play.

PART NO.	280801	280803	280804	280807	280808	280811	2808HB3	2808HB4
VOLTAGE	12-24V DC	12-24V DC	12-24V DC	12-24V DC	12-24V DC	12-24V DC	12-24V DC	12-24V DC
WATT	2x12	2x12	2x20	2x12	2x12	2x12	2x12	2x12
THEORETICAL LUMEN	2x2000	2x2000	2x2000	2x2000	2x2000	2x2000	2x2000	2x2000
ACTUAL LUMEN	2x1389	2x1389	2x1534	2x1641	2x1641	2x1641	2x1641	2x1641
IP-CLASS	IP65	IP65	IP65	IP65	IP65	IP65	IP65	IP65
COLOR TEMPERATURE	6500K	6500K	6500K	6500K	6500K	6500K	6500K	6500K
OPERATING TEMPERATURE	-20°C · +50°C	-20°C · +50°C	-20°C · +50°C	-20°C · +50°C	-20°C · +50°C	-20°C · +50°C	-20°C · +50°C	-20°C · +50°C
E-APPROVED	No	No	No	No	No	No	No	No
SOCCET	H1	H3	H4	H7	H8	H11	HB3	HB4
EMC-CERTIFICATE	ECE R10	ECE R10	ECE R10	ECE R10	ECE R10	ECE R10	ECE R10	ECE R10







strands
lighting division

PAGE 60-87

LED BARS

A row of light with lots of possibilities. LED bars are ideal for enhancing your safety and the appearance of your vehicle. Mount it on the roof, under or above the license plate, or behind the grill. The modern and discreet design is outstanding for the overall impression. Especially when the lights are on. Choose between curved or straight shapes. The linear alignment spreads the light over a wide area, providing effective visibility over significant distances.



DARK KNIGHT IDENTITY LED BAR 20"
Part No. 809165
More information on page 64-65



CHOOSE YOUR IDENTITY

A futuristic Dark Knight, charged with confidence. A tribute to innovation and symmetry. Dark Knight Identity gives you a powerful driving experience beyond the ordinary. Loaded with power and full brightness. The support of advanced TIR optics provides a wide and long beam pattern at over

500 meters. The technology improves overall efficiency and collects and directs the light in a perfect balance, exactly where you need it. For you to become one with your vehicle, to become one Identity.

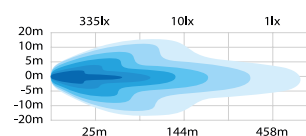


Part No. 809165

DARK KNIGHT IDENTITY LED BAR 20''

Voltage	9-36V DC
Consumption	98W
Theoretical lumen	12 000
Actual lumen	9800
1 lux @	458 m
IP-class	IP68/IP69K
Beam pattern	Combo
Position light	White and amber
Connection	DT-4
Cable length	500 mm

Material housing	Aluminium
Material lens	Polycarbonate
Length	520 mm
Depth	55,5 mm
Height	58 mm
Height including bracket	75 mm
Operating temperature	-40°C - +60°C
Ref	50
E-approved	ECER112, R7
EMC-certificate	ECE R10



Use the QR code to check out the product video.




www.strands.se
www.strandseurope.com

BEAM PATTERN

Developed to provide a wide and long beam pattern at over 500 meters. Perfect for varied driving on different types of roads.

DARK EXCLUSIVITY

The black components contribute to the futuristic look and give an exclusive dark expression.



SEVERAL POSSIBILITIES FOR EASY INSTALLATION

The slim design fits almost all vehicles in need of a LED bar and has rear and side brackets for easy mounting.

UNIQUE POSITION LIGHT

Enjoy the smooth startup effect when the light slowly increases its intensity before reaching full capacity. Comes with a dual function. Choose between amber and white.

THE WORLDS STRONGEST LED BAR

Siberia Outlaw is the center of attention. Redefining the light output and breaking the rules of LED power. Loaded with world-class technology, knowledge, and development. Shaped by the best reflector design, diodes, and circuit boards. Extreme components create the

world's strongest LED bar with 1 lux at 1220 m or 1466 m, depending on the size. Calling for you who wants to reach further, ready to hit the darkness. Siberia Outlaw creates a wall of light, designed for you to get attention, for you to be an Outlaw.

1 LUX AT 1466 M
WITH A CONSUMPTION OF 409 W


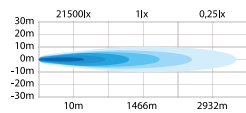




Part No. 809168
SIBERIA OUTLAW LED BAR 32''

Voltage	10-30V DC
Consumption	409W
Theoretical lumen	44 400
Actual lumen	14 270
1 lux @	1466m
IP-class	IP67/IP69
Beam pattern	Spot
Position light	White and amber
Connection	Cable
Cable length	2500mm

Material housing	Aluminium
Material lens	Polycarbonate
Length	817mm
Depth	71,5mm
Height	76mm
Height including bracket	89mm
Operating temperature	-30°C - +65°C
E-approved	No
EMC-certificate	ECE R10



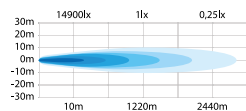
Use the QR code to check out the product video.



Part No. 809167
SIBERIA OUTLAW LED BAR 22''

Voltage	10-30V DC
Consumption	270W
Theoretical lumen	29 600
Actual lumen	13 007
1 lux @	1220m
IP-class	IP67/IP69
Beam pattern	Spot
Position light	White and amber
Connection	Cable
Cable length	1500mm

Material housing	Aluminium
Material lens	Polycarbonate
Length	562mm
Depth	71,5mm
Height	76mm
Height including bracket	89mm
Operating temperature	-30°C - +65°C
E-approved	No
EMC-certificate	ECE R10



Use the QR code to check out the product video.



THE WORLD'S STRONGEST LED BAR

Redefining the light output and creating a wall of light with 1 lux at 1220 meters or 1466 meters. Designed to be the center of attention.

YELLOW LOGOTYPE

Siberia Outlaw comes in a yellow Strands logotype to differ further from other LED bars.



UNIQUE COMPONENTS

Loaded with world-class technology, knowledge, and development. Shaped by the best reflector design, diodes, and circuit boards.

AN INVESTMENT IN SAFETY

The beam pattern is optimized and gives you one good width and an unsurpassed light length. See potential danger much earlier to get extra time to react. Ready to hit the darkness.

Use the QR code to check out the product video.





THE ULTIMATE DRIVING EXPERIENCE

Nothing goes up against the ultimate driving experience. Siberia Outlaw UDX 22" doesn't compromise in any area, pushing the boundaries to give you a revolutionary experience you haven't witnessed before. Comes with a yellow logotype to stand out from the crowd. The Experience-mode*

provides you with an optimized E-approved beam pattern. The E-mode is activated by the driver flashing five times with the headlights within five seconds. Promising to provide you with the ultimate beam pattern experience.

*Experience mode for offroad use only.

28 000 ACTUAL LUMEN

WITH A CONSUMPTION OF 245 W



Part No. 809164

SIBERIA OUTLAW UDX LED BAR 22"

Voltage: 10-30V DC, Consumption: 245W, Theoretical lumen: 48 000, Actual lumen: 28 000 experience mode, 11 200 E-mode, 1 lux @ 470m experience mode, 328m E-mode, IP-class: IP67/IP69K, Beam pattern: Combo, Position light: White and amber, Connection: Cable, Cable length: 1500mm, Material housing: Aluminium, Material lens: Polycarbonate, Length: 562mm, Depth: 71,5mm, Height: 76mm, Height including bracket: 89mm, Operating temperature: -30°C - +65°C, E-approved: ECE R7, R112, EMC-certificate: ECE R10



SIBERIA DR

Comes in six sizes 8", 12", 22", 32", 42" and 50". The larger sizes are developed to perfectly fit trucks. The characteristic dual position light runs in a line along the middle of the bar.



SIBERIA SR

Available in sizes 12", 22", 32", 42" and 50". The characteristic dual position light runs in a line along the bottom of the bar.



Use the QR code to check out the product video.

LED BARS

MAKE A STATEMENT

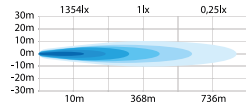
Function, design, and performance that you have never experienced before. Siberia LED bar is slim, dark, and sophisticated. Comes in two models, single row (SR) and double-row (DR). Every little element is created to bring out

the highest possible performance and to interact in perfect harmony. Rest your eyes on the unique dual position light that runs in a line along the bar. Express your personality by choosing a color between amber and white.



DUAL POSITION LIGHT

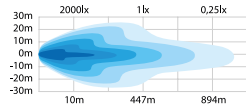
Part No. 809170
SIBERIA SR LED BAR 12''



DUAL POSITION LIGHT



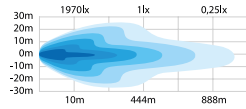
Part No. 809171
SIBERIA SR LED BAR 22''




DUAL POSITION LIGHT



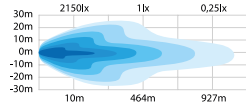
Part No. 809172
SIBERIA SR LED BAR 32''




DUAL POSITION LIGHT



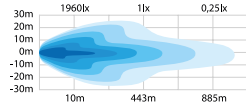
Part No. 809173
SIBERIA SR LED BAR 42''



DUAL POSITION LIGHT



Part No. 809174
SIBERIA SR LED BAR 50''



PART NO.	809170	809171	809172	809173	809174
VOLTAGE	10-40V DC	10-40V DC	10-40V DC	10-40V DC	10-40V DC
CONSUMPTION	32W	59W	95W	130W	155W
THEORETICAL LUMEN	4000	8000	12000	16000	19200
ACTUAL LUMEN	2200	4254	5641	7434	8570
1 LUX @	368m	447m	444m	464m	443m
IP-CLASS	IP67/IP69K	IP67/IP69K	IP67/IP69K	IP67/IP69K	IP67/IP69K
BEAM PATTERN	Spot	Combo	Combo	Combo	Combo
POSITION LIGHT	Amber and white	Amber and white	Amber and white	Amber and white	Amber and white
CONNECTION	DT-4	DT-4	DT-4	Cable	Cable
CABLE LENGTH	500mm	500mm	500mm	2500mm	2500mm
MATERIAL HOUSING	Aluminium	Aluminium	Aluminium	Aluminium	Aluminium
MATERIAL LENS	Polycarbonate	Polycarbonate	Polycarbonate	Polycarbonate	Polycarbonate
LENGTH	300,6mm	555,6mm	813,6mm	1065,6mm	1269,6mm
DEPTH	55,5mm	55,5mm	55,5mm	55,5mm	55,5mm
HEIGHT	45mm	45mm	45mm	45mm	45mm
HEIGHT INCLUDING BRACKET	65mm	65mm	65mm	65mm	65mm
OPERATING TEMPERATURE	-30°C · +65°C	-30°C · +65°C	-30°C · +65°C	-30°C · +65°C	-30°C · +65°C
E-APPROVED	ECE R112, R7	ECE R112, R7	ECE R112, R7	ECE R112, R7	ECE R112, R7
REF	30	50	50	50	50
EMC-CERTIFICATE	ECE R10	ECE R10	ECE R10	ECE R10	ECE R10





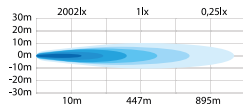
Part No. 809185
SIBERIA DR
BAR BRACKET

Fits Siberia DR LED bars.
Suitable for 58-70 mm bars.

DUAL POSITION LIGHT



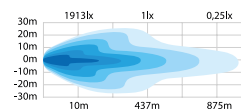
Part No. 809179
SIBERIA DR
LED BAR 8''




DUAL POSITION LIGHT



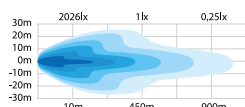
Part No. 809180
SIBERIA DR
LED BAR 12''




DUAL POSITION LIGHT



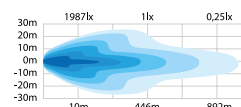
Part No. 809181
SIBERIA DR LED BAR 22''




DUAL POSITION LIGHT



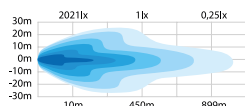
Part No. 809182
SIBERIA DR LED BAR 32''



DUAL POSITION LIGHT



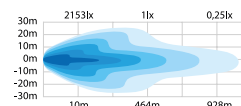
Part No. 809183
SIBERIA DR LED BAR 42''



DUAL POSITION LIGHT



Part No. 809184
SIBERIA DR LED BAR 50''



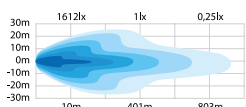
PART NO.	809179	809180	809181	809182	809183	809184
VOLTAGE	10-40V DC	10-40V DC	10-40V DC	10-40V DC	10-40V DC	10-40V DC
CONSUMPTION	28W	45W	91W	143W	196W	239W
THEORETICAL LUMEN	4800	8000	16000	24000	32000	38400
ACTUAL LUMEN	2002	3294	6316	8792	10823	11280
1 LUX @	447m	437m	450m	446m	450m	464m
IP-CLASS	IP67/IP69K	IP67/IP69K	IP67/IP69K	IP67/IP69K	IP67/IP69K	IP67/IP69K
BEAM PATTERN	Spot	Combo	Combo	Combo	Combo	Combo
POSITION LIGHT	Amber and white	Amber and white	Amber and white	Amber and white	Amber and white	Amber and white
CONNECTION	DT-4	DT-4	DT-4	Cable	Cable	Cable
CABLE LENGTH	500mm	500mm	500mm	2500mm	2500mm	2500mm
MATERIAL HOUSING	Aluminium	Aluminium	Aluminium	Aluminium	Aluminium	Aluminium
MATERIAL LENS	Polycarbonate	Polycarbonate	Polycarbonate	Polycarbonate	Polycarbonate	Polycarbonate
LENGTH	205mm	307mm	562mm	817mm	1072mm	1276mm
DEPTH	71,6mm	71,6mm	71,6mm	71,6mm	71,6mm	71,6mm
HEIGHT	76mm	76mm	76mm	76mm	76mm	76mm
HEIGHT INCLUDING BRACKET	89mm	89mm	89mm	89mm	89mm	89mm
OPERATING TEMPERATURE	-30°C · +65°C	-30°C · +65°C	-30°C · +65°C	-30°C · +65°C	-30°C · +65°C	-30°C · +65°C
E-APPROVED	ECE R112, R7	ECE R112, R7	ECE R112, R7	ECE R112, R7	ECE R112, R7	ECE R112
REF	45	45	45	50	50	50
EMC-CERTIFICATE	ECE R10	ECE R10	ECE R10	ECE R10	ECE R10	ECE R10



DUAL POSITION LIGHT



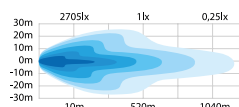
Part No. 809192
SIBERIA SRC LED BAR 22''



DUAL POSITION LIGHT



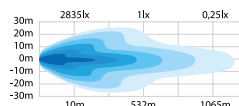
Part No. 809193
SIBERIA SRC LED BAR 32''



DUAL POSITION LIGHT



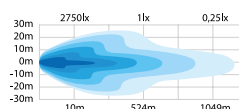
Part No. 809194
SIBERIA SRC LED BAR 42''



DUAL POSITION LIGHT



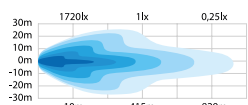
Part No. 809195
SIBERIA SRC LED BAR 50''



PART NO.	809192	809193	809194	809195
VOLTAGE	10-40V DC	10-40V DC	10-40V DC	10-40V DC
CONSUMPTION	65W	146W	199W	241W
THEORETICAL LUMEN	8000	12000	16000	19200
ACTUAL LUMEN	4500	8039	9472	11146
1 LUX @	401m	520m	532m	524m
IP-CLASS	IP67/IP69K	IP67/IP69K	IP67/IP69K	IP67/IP69K
BEAM PATTERN	Combo	Combo	Combo	Combo
POSITION LIGHT	White and amber	White and amber	White and amber	White and amber
CONNECTION	DT-4	DT-4	Cable	Cable
CABLE LENGTH	500mm	500mm	2500mm	2500mm
MATERIAL HOUSING	Aluminium	Aluminium	Aluminium	Aluminium
MATERIAL LENS	Polycarbonate	Polycarbonate	Polycarbonate	Polycarbonate
LENGTH	559,43mm	815,71mm	1070,35mm	1272,73mm
DEPTH	55,5mm	55,5mm	55,5mm	55,5mm
HEIGHT	45mm	45mm	45mm	45mm
HEIGHT INCLUDING BRACKET	65mm	65mm	65mm	65mm
OPERATING TEMPERATURE	-30°C · +65°C	-30°C · +65°C	-30°C · +65°C	-30°C · +65°C
E-APPROVED	ECE R7, R112	No	No	No
REF	37,5	-	-	-
EMC-CERTIFICATE	ECE R10	ECE R10	ECE R10	ECE R10

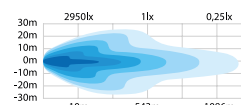


DUAL POSITION LIGHT



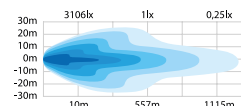
Part No. 809196
SIBERIA DRC LED BAR 22''

DUAL POSITION LIGHT



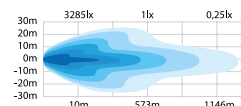
Part No. 809197
SIBERIA DRC LED BAR 32''

DUAL POSITION LIGHT



Part No. 809198
SIBERIA DRC LED BAR 42''

DUAL POSITION LIGHT



Part No. 809199
SIBERIA DRC LED BAR 50''

PART NO.	809196	809197	809198	809199
VOLTAGE	10-40V DC	10-40V DC	10-40V DC	10-40V DC
CONSUMPTION	91W	284W	394W	487W
THEORETICAL LUMEN	16000	24000	32000	38400
ACTUAL LUMEN	6161	12663	15800	18900
1 LUX @	415m	543m	557m	573m
IP-CLASS	IP67/IP69K	IP67/IP69K	IP67/IP69K	IP67/IP69K
BEAM PATTERN	Combo	Combo	Combo	Combo
POSITION LIGHT	White and amber	White and amber	White and amber	White and amber
CONNECTION	DT-4	Cable	Cable	Cable
CABLE LENGTH	500mm	2500mm	2500mm	2500mm
MATERIAL HOUSING	Aluminium	Aluminium	Aluminium	Aluminium
MATERIAL LENS	Polycarbonate	Polycarbonate	Polycarbonate	Polycarbonate
LENGTH	566,33mm	823,16mm	1078,4mm	1281,11mm
DEPTH	71,6mm	71,6mm	71,6mm	71,6mm
HEIGHT	76mm	76mm	76mm	76mm
HEIGHT INCLUDING BRACKET	89mm	89mm	89mm	89mm
OPERATING TEMPERATURE	-30°C · +65°C	-30°C · +65°C	-30°C · +65°C	-30°C · +65°C
E-APPROVED	ECE R7, R112	No	No	No
REF	40	-	-	-
EMC-CERTIFICATE	ECE R10	ECE R10	ECE R10	ECE R10





DUAL POSITION LIGHT

A dual position light. Express your style and personality by choosing between the colors amber and white.

UNBEATABLE OVERALL IMPRESSION

Slim, dark, and sophisticated. A LED bar, created for you who are looking for the latest in terms of performance, function, and design.

Part No. 809178

SIBERIA DRH LED BAR 22''

Voltage: 9-40V DC, Consumption: 91W high beam, high beam, 123W high beam + heating lens, Theoretical lumen: 16 000, Actual lumen: 6316, 1 lux @ 450m, IP-class: IP67/IP69K, Beam pattern: Combo, Position light: White and amber, Heated lens: Automatic heated lens start at 5°C, Connection: DT-4, Cable length: 500mm, Material housing: Aluminium, Material lens: Polycarbonate, Length: 562mm, Depth: 71,6mm, Height: 76mm, Height including bracket: 89mm, Operating temperature: -30°C - +65°C, E-approved: ECE R7, R112, EMC-certificate: ECE R10



MAXIMUM VISIBILITY REGARDLESS OF THE WEATHER



AUTOMATIC HEATING LENS

A double-row LED bar with a built-in heating lens. The feature is automatic, starts at 5°C, and keeps snow and ice away from the lens – without any handling by the driver.

Use the QR code to check
out the product video.



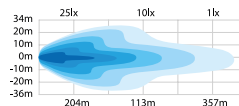
NEW



Part No. 809131

DARK KNIGHT NUUK LED BAR 14''

Voltage	9-36V DC	Material housing	Aluminium
Consumption	67	Material lens	Polycarbonate
Theoretical lumen	7600	Length	353 mm
Actual lumen	6500	Depth	69,8 mm
1 lux @	357	Height	38,5 mm
IP-class	IP68/IP69K	Height including bracket	51,3
Beam pattern	Combo	Operating temperature	-40°C - +60°C
Position light	White and amber	E-approved	ECE R7, R112
Connection	DT-4	Ref	27,5
Cable length	500 mm	EMC-certificate	ECE R10



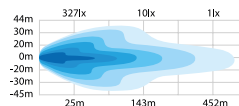
NEW



Part No. 809132

DARK KNIGHT NUUK LED BAR 20''

Voltage	9-36V DC	Material housing	Aluminium
Consumption	94	Material lens	Polycarbonate
Theoretical lumen	11 400	Length	515 mm
Actual lumen	9500	Depth	69,8 mm
1 lux @	452	Height	38,5 mm
IP-class	IP68/IP69K	Height including bracket	51,3
Beam pattern	Combo	Operating temperature	-40°C - +60°C
Position light	White and amber	E-approved	ECE R7, R112
Connection	DT-4	Ref	40
Cable length	500 mm	EMC-certificate	ECE R10



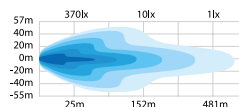
NEW



Part No. 809133

DARK KNIGHT NUUK LED BAR 30''

Voltage	9-36V DC	Material housing	Aluminium
Consumption	154 W	Material lens	Polycarbonate
Theoretical lumen	17 100	Length	758 mm
Actual lumen	14 200	Depth	69,8 mm
1 lux @	481	Height	38,5 mm
IP-class	IP68/69K	Height including bracket	51,3 mm
Beam pattern	Combo	Operating temperature	-40°C - +60°C
Position light	White and amber	E-approved	ECE R7, R112
Connection	Cable	Ref	50
Cable length	2500mm	EMC-certificate	ECE R10





LED BARS

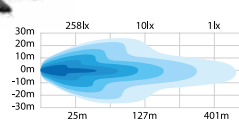
WELCOME TO THE FUTURE

This is Dark Knight Nuuk. The next generation of LED bars. A real game-changer. Better performance. Less consumption. Ready to break new ground, developed for electric vehicles. Comes with a sophisticated dark look and passion in every

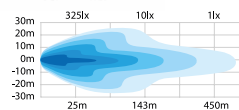
detail. Developed with the environment, the driver, and the optimal lighting experience in focus. The light beam creates the perfect balance and gives you a light where you need it the most.



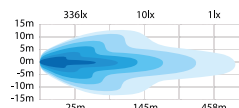
Part No. 809153
NUUK DIAMOND LED BAR 14''



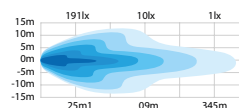
Part No. 809154
NUUK DIAMOND LED BAR 20''



Part No. 809157
NUUK BLACK LED BAR 20''



Part No. 809156
NUUK BLACK LED BAR 14''

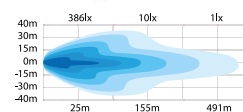


PART NO.	809153	809154	809157	809156
VOLTAGE	9-36V DC	9-36V DC	9-36V DC	9-36V DC
CONSUMPTION	46W	75W	99W	64W
THEORETICAL LUMEN	5400	8100	13 200	8800
ACTUAL LUMEN	4600	6950	11 200	7500
1 LUX @	401m	450m	458m	345m
IP-CLASS	IP68	IP68	IP68/IP69K	IP68/IP69K
BEAM PATTERN	Combo	Combo	Combo	Combo
POSITION LIGHT	No	No	No	No
CONNECTION	DT-2	DT-2	DT-2	DT-2
CABLE LENGTH	500mm	500mm	500mm	500mm
MATERIAL HOUSING	Aluminium	Aluminium	Aluminium	Aluminium
MATERIAL LENS	Polycarbonate	Polycarbonate	Polycarbonate	Polycarbonate
LENGTH	356mm	518mm	515mm	353mm
DEPTH	81mm	81mm	69,8mm	69,8mm
HEIGHT	38,5mm	38,5mm	38,5mm	38,5mm
HEIGHT INCLUDING BRACKET	54,2mm	54,2mm	51,3/56mm	51,3/56mm
OPERATING TEMPERATURE	-40°C · +60°C	-40°C · +60°C	-40°C · +60°C	-40°C · +60°C
E-APPROVED	ECE R112	ECE R112	ECE R112	ECE R112
REF	30	45	40	30
EMC-CERTIFICATE	ECE R10	ECE R10	ECE R10	ECE R10





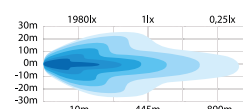
Part No. 809121
NUUK LED BAR 30''



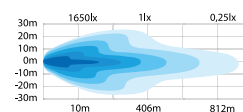
Use the QR-code to check out the product video.



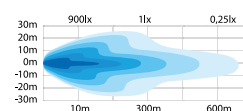
Part No. 809151
INFINITY CURVED LED BAR 20''



Part No. 809110
LED BAR 20''



Part No. 809113
DUAL LED BAR 18''



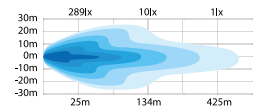
PART NO.	809121	809151	809110	809113
VOLTAGE	9-36V DC	9-32V DC	10-32V DC	9-32V DC
CONSUMPTION	102W	54W	73W	2x38W
THEORETICAL LUMEN	12 200	7200	10800	2x4320
ACTUAL LUMEN	9800	4205	3934	2x2564
1 LUX @	491m	445m	406m	300m
IP-CLASS	IP68	IP67/IP69K	IP67/IP69K	IP67/IP69K
BEAM PATTERN	Combo	Combo	Combo	Combo
POSITION LIGHT	-	-	-	-
CONNECTION	DT-2	DT-2	DT-2	2xDT-2
CABLE LENGTH	500mm	430mm	1100mm	520mm
MATERIAL HOUSING	Aluminium	Aluminium	Aluminium	ADC 12
MATERIAL LENS	Polycarbonate	Polycarbonate	Polycarbonate	Polycarbonate
LENGTH	758mm	532,24mm	563mm	450,5mm
DEPTH	69,8mm	72,64mm	86,5mm	55mm
HEIGHT	38,5mm	58mm	78,5mm	77mm
HEIGHT INCLUDING BRACKET	51,3/56mm	72mm	121mm	89,5mm
OPERATING TEMPERATURE	-40°C · +60°C	-20°C · +40°C	-20°C ~ +50°C	-20°C · +50°C
E-APPROVED	ECE R112	ECE R112	ECE R112	ECE R112
REF	50	50	40	2x20
EMC-CERTIFICATE	ECE R10	ECE R10	ECE R10	ECE R10



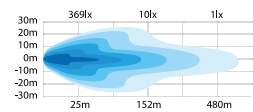
NEW FEATURE
DUAL POSITION LIGHT



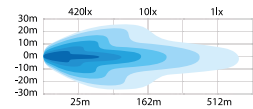
Part No. 809143
ARCUM LED BAR 20''



Part No. 809141
ARCUM LED BAR 30''



Part No. 809142
ARCUM LED BAR 40''



ARCUM LED BAR LED

Tired eyes in traffic are history. Arcum LED bar is designed to provide the optimal light experience. High-performance driving lights do not necessarily guarantee a safer journey. Light with a strong near-light or long spot beam can cause eye strain, leading to an unpleasant driving experience. Arcum is developed with this in mind. It results from many years of experience, many tests, and close collaboration with professional drivers.

Use the QR code to check out the product video.



PART NO.	809143	809141	809142
VOLTAGE	9-36V DC	12-36V DC	12-36V DC
CONSUMPTION	78W	123W	171W
THEORETICAL LUMEN	9500	15200	20900
ACTUAL LUMEN	8075	12920	17765
1 LUX @	425m	480m	512m
IP-CLASS	IP68/IP69K	IP68	IP68
BEAM PATTERN	Combo	Combo	Combo
POSITION LIGHT	Amber and white	White	White
CONNECTION	DT-4	ATP	ATP
CABLE LENGTH	500mm	500mm	500mm
MATERIAL HOUSING	Aluminium	Aluminium	Aluminium
MATERIAL LENS	Polycarbonate	Polycarbonate	Polycarbonate
LENGTH	523mm	810mm	1099mm
DEPTH	73mm	73mm	73mm
HEIGHT	56mm	56mm	56mm
HEIGHT INCLUDING BRACKET	79mm	79mm	79mm
OPERATING TEMPERATURE	-40 · +60°C	-40 · +60°C	-40 · +60°C
E-APPROVED	ECE R7, R112	ECE R7, R112	ECE R7, R112
REF	45	45	50
EMC-CERTIFICATE	ECE R10	ECE R10	ECE R10



SMALL SIZE, WIDE PERFORMANCE


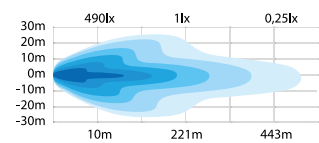
Side shooter should not be underestimated for its small size. It has 2097 actual lumens and gives you 1 lux at 221 meters. It is E-approved according to ECE R112 with reference number 12,5. The name comes from the three diodes on each short side that direct the light to the sides. This gives a 140° light spread.



Part No. 809109

SIDE SHOOTER LED BAR 4''

Voltage	9-32V DC	Material housing	Aluminium
Consumption	27W	Material lens	Polycarbonate
Theoretical lumen	3540	Length	97mm
Actual lumen	2097	Depth	73mm
1 lux @	221m	Height	78mm
IP-class	IP67	Height including bracket	89mm
Beam pattern	Combo	Operating temperature	20°C - +45°C
Position light	No	E-approved	ECE R112
Connection	Cable	Ref	12,5
Cable length	520mm	EMC-certificate	ECE R10



Use the QR code to check out the product video.



140° BEAM ANGLE


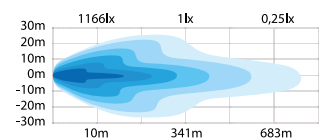


Part No. 809122

SIDE SHOOTER XL LED BAR 5''

Side Shooter XL is a very powerful piece in a small size. 4548 actual lumens and 1 lux at 341 meters. Side shooter has got its name because of four diodes on each short side that direct the light to the sides. This gives a 140° light spread. The LED provides increased visibility for ditch lighting and off-road coverage.

Voltage	9-32V DC	Material housing	Aluminium
Consumption	49W	Material lens	Polycarbonate
Theoretical lumen	6920	Length	136mm
Actual lumen	4548	Depth	89,5mm
1 lux @	341m	Height	109mm
IP-class	IP67/IP69K	Height including bracket	120mm
Beam pattern	Combo	Operating temperature	-20°C - +40°C
Position light	No	E-approved	No
Connection	DT-2	EMC-certificate	ECE R10
Cable length	500mm		



Use the QR code to check out the product video.



STYLISH AND SEAMLESS LED BAR KITS

Strands Lighting Division offers a wide range of customized LED bar kits. Including LED bars, model adapted brackets, wiring kits, installation instructions, etc. The LED bar kits are specially designed and tailored for a simple, stylish, and seamless assembly for your vehicle.



*Scan the QR-code to explore all
our customized LED bar kits.*



In this guide you will easily find accessories such as brackets, wiring kits and light stabilizers – suitable for your new driving lights or LED bar. The bold highlighted accessories are optimal for the product.



Nuuk Black 20" LED bar
(809157), 270401, 270413



DRIVING LIGHTS

PART NO.	DESCRIPTION	BRACKET	CONNECTION	CABLE KIT	TOP BRACE
270698	DARK KNIGHT INSANE DRIVING LIGHT LED	270401, 270350, 270351	DT-4	270488, 270479, 270478 270415, 270416	270422
270699	DELTA DRIVING LIGHT LED	270401, 270350, 270351	Cable	270488, 270479, 270478, 270415, 270416	270422
270773	BREMEN 9" DRIVING LIGHT HID/XENON	270401, 270402, 270403, 270404	Cable	270488, 270479, 270478, 270415, 270416	270422
270902	OMEGA DRIVING LIGHT LED	270401, 270350, 270351	Cable	270488, 270479, 270478, 270415, 270416	270422
270907	YUKON 9" DRIVING LIGHT LED	270401, 270350, 270351, 270402, 270352, 270353	DT-2	270488, 270479, 270478, 270441, 270415, 270416	-
270908	HUDSON 7" DRIVING LIGHT LED	270401, 270350, 270351, 270402, 270352, 270353	DT-2	270488, 270479, 270478, 270441, 270415, 270416	-
270913	SVEG 9" DRIVING LIGHT LED	270401, 270350, 270351, 270402, 270352, 270353	Cable	270488, 270479, 270478, 270415, 270416	270422
270914	SALA 7" DRIVING LIGHT LED	270401, 270350, 270351, 270402, 270352, 270353	Cable	270488, 270479, 270478, 270415, 270416	270422
270922	AMBASSADOR 9" DRIVING LIGHT LED	270401, 270350, 270351, 270402, 270352, 270353	Cable	270488, 270479, 270478, 270415, 270416	Included
270924	AMBASSADOR LIMITED EDITION 9" DRIVING LIGHT LED	270401, 270350, 270351, 270402, 270352, 270353	Cable	270488, 270479, 270478, 270415, 270416	Included
270926	FRITSLA 9" DRIVING LIGHT LED	270401, 270350, 270351, 270402, 270352, 270353	Cable	270488, 270479, 270478, 270415, 270416	270422
270927	DARK KNIGHT INTENSE 9" LED	270401, 270350, 270351, 270402, 270352, 270353	DT-4	270488, 270479, 270478, 270415, 270416	270422
809077	FLOBY 8" DRIVING LIGHT LED	270401, 270350, 270351, 270402, 270352, 270353	DT-3	270488, 270479, 270478, 270415, 270416	270422
809187	SIBERIA NIGHT RANGER 7" DRIVING LIGHT LED	270401, 270350, 270351, 270402, 270352, 270353	DT-4	270488, 270479, 270478, 270415, 270416	270422
809188	SIBERIA NIGHT RANGER 9" DRIVING LIGHT LED	270401, 270350, 270351, 270402, 270352, 270353	DT-4	270488, 270479, 270478, 270415, 270416	270422
809189	SIBERIA BUSH RANGER 7" DRIVING LIGHT LED	270401, 270350, 270351, 270402, 270352, 270353	DT-4	270488, 270479, 270478, 270415, 270416	270422
809190	SIBERIA BUSH RANGER 9" DRIVING LIGHT LED	270401, 270350, 270351, 270402, 270352, 270353	DT-4	270488, 270479, 270478, 270415, 270416	270422
809200	SIBERIA NIGHT RANGER SPOT 9" DRIVING LIGHT LED	270401, 270350, 270351, 270402, 270352, 270353	DT-4	270488, 270479, 270478, 270415, 270416	270422
809207	SIBERIA NIGHT RANGER SPOT 7" DRIVING LIGHT LED	270401, 270350, 270351, 270402, 270352, 270353	DT-4	270488, 270479, 270478, 270415, 270416	270422
270770-N	NARVIK 9" DRIVING LIGHT HID/XENON	270401, 270350, 270351, 270402, 270352, 270353	Cable	270488, 270479, 270478, 270415, 270416	270422

DRIVING LIGHTS

PART NO.	DESCRIPTION	BRACKET	CONNECTION	CABLE KIT	TOP BRACE
809109	SIDE SHOOTER LED BAR 4"	270401, 270350, 270351, 270402, 270352, 270353, 270405, 270476, 270360	Cable	270477, 270478, 270479, 270415, 270416, 270440, 270441	-
809110	LED BAR 20"	270476, 270360	DT-2	270477, 270415, 270440	-
809113	Dual LED BAR 18"	270476, 270360	2x DT-2	270479, 270478, 270441, 270415	-
809121	NUUK 30" LED BAR	270476, 270360	DT-2	270477, 270440	-
809122	SIDE SHOOTER XL LED BAR 5"	270401, 270350, 270351, 270402, 270352, 270353, 270476, 270360	DT-2	270477, 270478, 270479, 270440, 270441, 270415, 270416	-
809131	DARK KNIGHT NUUK 14" LED BAR	270476, 270360	DT-4	270477, 270440, 270478	-
809132	DARK KNIGHT NUUK 20" LED BAR	270400, 270476, 270401, 270350, 270351, 270461, 270462, 270360	DT-4	270477, 270440	-
809133	DARK KNIGHT NUUK 30" LED BAR	270476, 270360	Cable	270477	-
809141	ARCUM 30" LED BAR	270476, 270360	ATP	270477	-



DRIVING LIGHTS

PART NO.	DESCRIPTION	BRACKET	CONNECTION	CABLE KIT	TOP BRACE
809142	ARCUM 40" LED BAR	-	ATP	270477	-
809143	ARCUM 20" LED BAR	270476, 270360	DT-4	270477, 270440	-
809151	INFINITY CURVED 20" LED BAR	270401, 270350, 270351, 270476, 270461, 270462, 270360	DT-2	270477, 270440	-
809153	NUUK DIAMOND 14" LED BAR	270476, 270360	DT-2	270477, 270440	-
809154	NUUK DIAMOND 20" LED BAR	270476, 270401, 270350, 270351, 270476, 270461, 270462, 270360	DT-2	270477, 270440	-
809156	NUUK BLACK 14" LED BAR	270476, 270360	DT-2	270477, 270440	-
809157	NUUK BLACK 20" LED BAR	270400, 270476, 270401, 270350, 270351, 270461, 270462, 270360	DT-2	270477	-
809164	SIBERIA OUTLAW UDX 22" LED BAR	270476, 270401, 270350, 270351, 270461, 270462, 809185, 270360	Cable	270477, 270479, 270488	-
809165	DARK KNIGHT IDENTITY 20" LED BAR	270476, 270401, 370350, 270351, 270360	DT-4	270477, 270479, 270488	-
809167	SIBERIA OUTLAW 22" LED BAR	270476, 270401, 270350, 270351, 270461, 270462, 809185, 270360	Cable	270478, 270479, 270488	-
809168	SIBERIA OUTLAW 32" LED BAR	270476, 270401, 270350, 270351, 809185, 270360	Cable DT-4	270477, 270478, 270479	-
809170	SIBERIA SR 12" LED BAR	270476, 270360	DT-4	270477	-
809171	SIBERIA SR 22" LED BAR	270476, 270401, 270350, 270351, 270461, 270462, 270360		270477	-
809172	SIBERIA SR 32" LED BAR	270476, 270401, 270350, 270351, 270360	DT-4	270477	-
809173	SIBERIA SR 42" LED BAR	-	Cable	270477	-
809174	SIBERIA SR 50" LED BAR	-	Cable	270477	-
809178	SIBERIA DRH 22" LED BAR	270476, 270401, 270350, 270351, 270461, 270462, 809185, 270360	DT-4	270477, 270478	-
809179	SIBERIA DR 8" LED BAR 8"	270476, 270401, 270350, 270351, 809185, 270360	DT-4	270479, 270488 270477, 270478	-
809180	SIBERIA DR 12" LED BAR	270476, 270401, 270350, 270351, 809185, 270360	DT-4	270479, 270488	-
809181	SIBERIA DR 22" LED BAR	270476, 270401, 270350, 270351, 270461, 270462, 809185, 270360	DT-4	270477	-
809182	SIBERIA DR 32" LED BAR	270476, 270401, 270350, 270351, 809185, 270360	Cable	270477	-
809183	SIBERIA DR 42" LED BAR	809185	Cable	270477	-
809184	SIBERIA DR 50" LED BAR	809185	Cable	270477	-
809192	SIBERIA SRC 22" LED BAR	270476, 270401, 270350, 270351, 270360	DT-4	270477	-
809193	SIBERIA SRC 32" LED BAR	270476, 270401, 270350, 270351, 270360	DT-4	270477	-
809194	SIBERIA SRC 42" LED BAR	-	Cable	270477	-
809195	SIBERIA SRC 50" LED BAR	-	Cable	270477	-
809196	SIBERIA DRC 22" LED BAR	270476, 270401, 270350, 270351, 809185, 270360	DT-4	270477	-
809197	SIBERIA DRC 32" LED BAR	270476, 270401, 270350, 270351, 809185, 270360	Cable	270477	-
809198	SIBERIA DRC 42" LED BAR	809185	Cable	270478, 270479	-
809199	SIBERIA DRC 50" LED BAR	809185	Cable	270479	-
809212	SIBERIA NIGHT GUARD SR 20" LED BAR	270476, 270401, 270350, 270351, 270360	Cable	270477	-
809213	SIBERIA NIGHT GUARD SR 32" LED BAR	270476, 270360	Cable	270477	-
809214	SIBERIA NIGHT GUARD SR 38" LED BAR	-	Cable	270477	-
809216	SIBERIA NIGHT GUARD DR 12" LED BAR	270476, 270401, 270350, 270351, 809185, 270360	Cable	270477	-
809217	SIBERIA NIGHT GUARD DR 22" LED BAR	270476, 270401, 270350, 270351, 270461, 270462, 809185, 270360	Cable	270477	-





FIT ALL LED BARS

You can choose exactly what distance you want to mount the two brackets at, which means the brackets fit all LED bars in Strands Lighting Division's range.

PERFECT INSTALLATION EVERY TIME

The brackets are very flexible, and the mounting possibilities of your LED bar are almost endless.



SCREWS INCLUDED

The brackets come in pairs, both right and left, delivered with 8 screws and a manual.

Part No. 270476

SIBERIA PROFESSIONAL UNIVERSAL BRACKET KIT

The kit includes: Left bracket, right bracket, screws, manual.


UNIVERSAL BRACKET

The Siberia brackets fits all LED bars from Strands Lighting Division's range and give you a perfect installation every time. The brackets are sold in pairs.



Use the QR code to check out the product video.





Part No. 270360

SIBERIA UNIVERSAL BRACKET FOR CRASH BAR

The kit includes: Left bracket, right bracket, 8x bolts M6x80 mm, 8x bolts M6x120 mm, washers, split lock washers, nuts, manual.

A DISCREET, SAFE, AND STABLE INSTALLATION

A perfect solution for almost any passenger car or light commercial vehicle. The brackets are made of 4 mm steel with a black powder coat and are made to be clamped around the crash bar. Two sets of galvanized bolts are included to enable mounting on different vehicles regardless of the size/depth of the bar. A perfect alternative to a license plate mounts without damaging the bodywork. Suitable for all Strands Lighting Division LED bars.



MADE FOR POWERFUL LIGHTING

Siberia High Power works excellent for connecting lights with a maximum consumption of 3x145 W with DT, or max 550 W if the DT connectors are cut off. The cable kit has a high-power relay and a stronger fuse, which handles more watts.

NEW

Part No. 270479

SIBERIA HIGH POWER PROFESSIONAL WIRING KIT 3X DT-CONNECTORS

Use the QR code to check
out the product video.



12V DC, 50A fuse, 70A relay, 3 pcs DT-4/DT-2 connectors females/plugs. Max 3x 145W with DT, max 550W if the DT is cutted.
The kit includes: Wiring kit, 2x blue duraseal, cable clamp, 3x DT-converter DT4 to DT2, manual.

NEW



Part No. 270488

SIBERIA HIGH POWER PROFESSIONAL WIRING KIT 4X DT-CONNECTORS

12V DC, 60A fuse, 70A relay, 4 pcs DT-4/DT-2 connectors females/plugs. Max 4x 145W with DT, max 650W if the DT is cutted.

The kit includes: Wiring kit, 2x blue duraseal, cable clamp, 4x DT-converter DT4 to DT2, manual.

NEW



Part No. 270477

SIBERIA PROFESSIONAL WIRING KIT 1X DT-CONNECTOR

12V DC, 30A fuse, 40A relay, 1 pcs DT-4/DT-2 connector female/plug. Max 145W with DT, max 360W if the DT is cutted.

The kit includes: Wiring kit, 2x blue duraseal, cable clamp, 1x DT-converter DT4 to DT2, manual.





Part No. 270462
**LED BAR BRACKET FLEX –
STAINLESS STEEL**

2 brackets | 483x95mm | CC: 515-567mm



Part No. 270461
LED BAR BRACKET FLEX

2 brackets | 483x95mm | CC: 515-567mm



Part No. 270402
DRIVING LIGHT BRACKET

3 brackets | 510x87mm | CC: 237mm



Part No. 270410
LED BAR BRACKET

2 brackets | 510x100mm | CC: 570mm



Part No. 270401
DRIVING LIGHT BRACKET

2 brackets | 450x87mm | CC: 415mm



Part No. 270405
DRIVING LIGHT BRACKET

4 brackets | 510x87mm | CC: 185mm



Part No. 270400
LED BAR BRACKET

2 brackets | Fits SLD part No. 809114 | 522x130mm | CC: 515mm



Part No. 270422
TOP BRACE

Flat model | 1 pair | 145-235mm



Part No. 270409
SPACER FOR LED BARS

Aluminium | Rounded corners | 1 hole, 7mm



GREAT OPPORTUNITIES

The Cruise Light strobe controller comes with twelve flash patterns and six channels with a maximum of 30 W each. Connect the strobe controller to your position lights, driving lights, work lights, or other lights consuming less than 30 W. Perfect for you who want the opportunity to make your lights flash.



Part No. 270490
CRUISE LIGHT STROBE CONTROLLER

Use the QR code to check out the product video.



Input: 10-35V DC, Output: 10-35V DC, 6 output channels, max 6 x 30W, 12 flash patterns, IP68, 45 cm output cable, 50 cm input cable, 4 screws included



Part No. 270415
CABLE KIT 12V

12V DC, 30A fuse, 40A relay, with loose cable ends, for two lights. Max 2x 180W.



Part No. 270416
CABLE KIT 12V

12V DC, 30A fuse, 40A relay, with loose cable ends, for three lights. Max 3x 120W.



Part No. 270491
SIBERIA RELAY SOCKET SET

Relay socket with pre-mounted cables, 2x blues duraseal, 2x red duraseal. 12-24V DC, 20A fuse, max consumption 240W.



Part No. 270440
CABLE KIT 12-24V

12-24V DC, 30A fuse, 40A relay, 1 pcs DT-2 connector female/plug. Max 1x 145W with DT, max 360W if the DT is cutted. With on/off switch.



Part No. 270441
CABLE KIT 12-24V

12-24V DC, 30A fuse, 40A relay, 2 pcs DT-2 connectors female/plug. Max 2x 100W with DT, max 2x 180W if the DT is cutted. With on/off switch.





Part No. 270350
DRIVING LIGHT BRACKET
2 brackets | 452x87 mm | CC: 418 mm | Black



Part No. 270352
DRIVING LIGHT BRACKET
3 brackets | 545x90 mm | CC: 250 mm | Black



Part No. 270354
DRIVING LIGHT BRACKET
4 brackets for 7" driving lights | 635x90 mm | CC: 195 mm | Black



Part No. 270356
DRIVING LIGHT BRACKET
4 brackets for 9" driving lights | 800x90 mm | CC: 250 mm | Black



NEW

Part No. 270351
DRIVING LIGHT BRACKET

2 brackets | 452x87 mm | CC: 418 mm | Stainless steel

NEW

Part No. 270353
DRIVING LIGHT BRACKET

3 brackets | 545x90 mm | CC: 250 mm | Stainless steel

NEW

Part No. 270355
DRIVING LIGHT BRACKET

4 brackets for 7" driving lights | 635x90 mm | CC: 195 mm | Stainless steel

NEW

Part No. 270357
DRIVING LIGHT BRACKET

4 brackets for 9" driving lights | 800x90 mm | CC: 250 mm | Stainless steel





Part No. 270438
**CABLE WITH DT-4 FEMALE/PLUG
 TO DT-2 MALE/PIN**



Part No. 270439
**CABLE 0,5M WITH DT-3 FEMALE/PLUG
 TO DT-2 MALE/PIN CONNECTOR**



Part No. 270447 (0,5m), 270448 (2m)
**CABLE WITH SUPER SEAL
 FEMALE/PLUG**



Part No. 270486 (3m), 270487 (5m)
DT4-CABLE, VDE CABLE
 ADR-Cable, DT4, 4x1,5mm², max 156W



Part No. 270449
**CABLE 5M WITH DT-2 FEMALE/
 PLUG AND CIG PLUG**



Part No. 270442
DT-CABLE SPLIT

DT 1+2 | one male/pin,
 two females/plugs | 12-24V



Part No. 270480 (0,5m), 270481 (3m),
 270482 (5m), 270483 (10m)
DT2-CABLE, VDE-CABLE

ADR-cable, DT, 2x1,5mm², max 156W



Part No. 270417
CANBUS INTERFACE 12V

Canbus smart interface adapter with signal out-
 put for high beam. It reads the canbus high beam
 control and converts the signal to analog + 12V



Part No. 8090-DT2
DT WITH 2M CABLE MALE/PIN

Fits work light 809021



Part No. 8090-DT (5m), 8090-DT3 (3m),
 8090-DT10 (10m)
**DT-2 CABLE, ADR
 FEMALE/PLUG**



Part No. 8090-DT6
DT6 WITH 2M CABLE MALE/PIN

Fits snow plow light 270710





Part No. ASSS-9901
SUPERSEAL
CONNECTOR KIT *MALE/PIN*



Part No. ASSS-9902
SUPERSEAL
CONNECTOR KIT *FEMALE/PLUG*



Part No. ASSS-630
SUPERSEAL CONNECTOR *MALE/PIN*



Part No. ASSS-640
SUPERSEAL CONNECTOR *FEMALE/PLUG*



Part No. ASDT-042P
DT-2 CONNECTOR *MALE/PIN*



Part No. ASDT-043P
DT-3 CONNECTOR *MALE/PIN*



Part No. ASDT-063S
DT-3 CONNECTOR *FEMALE/PLUG*



Part No. 07-001
DT CONNECTOR *FEMALE/PLUG*



Part No. AT062S
DT CONNECTOR *MALE/PIN*





12V 35W
12V 35W

10R-06 4193

PAGE 102-129

WORK LIGHTS

Work with precision and total capacity, even when it's dark. Our work lights meets the high expectations of professional drivers – both when it comes to quality and light output. Are you also looking for innovative design and the latest features? Our range contains it all. All work lights are covered by a function warranty, with up to six years of validity.

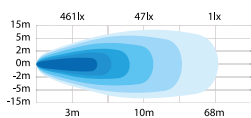


**AVOID TIRED EYES WITH
AN OPTIMIZED LIGHT BEAM**

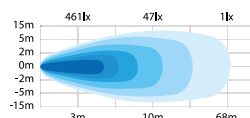




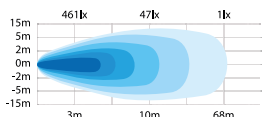
Part No. 908530
DARK KNIGHT PRESIDENT
WORK LIGHT 35W LED



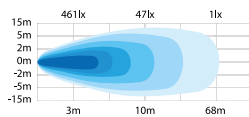
Part No. 908533
DARK KNIGHT PRESIDENT
WORK LIGHT 35W LED



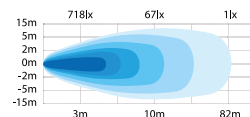
Part No. 908532
DARK KNIGHT PRESIDENT WORK
LIGHT 35W LED



Part No. 908531
DARK KNIGHT PRESIDENT
WORK LIGHT/REVERSING
LIGHT 18W LED



Part No. 908534
DARK KNIGHT PRESIDENT WORK
LIGHT 70W LED



PART NO.	908530	908531	908532	908533	908534
VOLTAGE	12-70V DC	12-70V DC	12-70V DC	12-70V DC	12-70V DC
CONSUMPTION	35W	18W	35W	35W	70W
THEORETICAL LUMEN	4512	2460	4512	4512	7100
ACTUAL LUMEN	3000	1750	3000	3000	5400
IP-CLASS	IP69K	IP69K	IP69K	IP69K	IP69K
BEAM PATTERN	Flood	Flood	Flood	Flood	Flood
POSITION LIGHT	Red	No	No	Amber	No
CONNECTION	Cable	Cable	Cable	Cable	DT-2
CABLE LENGTH	2000 mm	2000 mm	2000 mm	2000 mm	2000 mm
MATERIAL HOUSING	Aluminum	Aluminum	Aluminum	Aluminum	Aluminum
MATERIAL LENS	Polycarbonate	Polycarbonate	Polycarbonate	Polycarbonate	Polycarbonate
LENGTH	109 mm	109 mm	109 mm	109 mm	109 mm
HEIGHT	109 mm	109 mm	109 mm	109 mm	109 mm
DEPTH	49 mm	49 mm	49 mm	49 mm	70 mm
HEIGHT INCLUDING BRACKET	133 mm	133 mm	133 mm	133 mm	133 mm
OPERATING TEMPERATURE	-40°C.+40°C	-40°C.+40°C	-40°C.+40°C	-40°C.+40°C	-40°C.+40°C
ADR-APPROVED	Yes	Yes	Yes	Yes	Yes
E-APPROVED	No	ECE R23	No	No	No
EMC-CERTIFICATE	ECE R10	ECE R10	ECE R10	ECE R10	ECE R10



SIX-YEAR FUNCTION WARRANTY

All models in the series come with a six-year function warranty that speaks for itself. President represents sustainability at the highest level.

PERFECT FOR MOST APPLICATIONS


Comes in models that perform from 1750 lumens to 5400 lumens. Perfect for most applications – quads, trucks or excavators.

ALL-BLACK DESIGN

Super-slim design and a dark-tinted lens create a sober black appearance. Comes with an eye-catching position light in amber or red.

ADR-APPROVED

Dark Knight President is ADR-approved, which means it can be mounted on vehicles transporting dangerous goods.



Use the QR code to check out the product video.



SIBERIA NEXT LEVEL

Say goodbye to shadows. This is the next level of work lights. Created to provide the same power as 4-15 standard 2000 lumen LED work lights. Choose between 11" with 9200 actual lumens and 38" with 32 000" actual lumens. With Siberia Next Level, you get all the lighting you need in one lamp.



32 000 ACTUAL LUMEN
WITH A CONSUMPTION OF 300 W

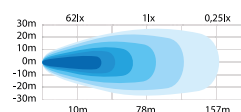


Part No. 809220

SIBERIA NEXT LEVEL WORK LIGHT LED BAR 11''

Voltage	9-32V DC
Consumption	75W
Theoretical lumen	14 400
Actual lumen	9200
1 lux	78m
IP-class	IP67/IP69K
Beam pattern	Flood
Position light	White, red and amber
Connection	Cable
Cable length	2500mm

Material housing	Aluminum
Material lens	Polycarbonate
Length	286mm
Depth	54,2mm
Height	76mm
Height including bracket	89mm
Operating temperature	-30°C - +65°C
E-approved	No
EMC-certificate	ECE R10, CISPR 25 Class 3

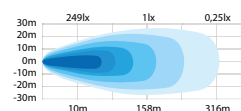


Part No. 809223

SIBERIA NEXT LEVEL WORK LIGHT LED BAR 38''

Voltage	9-32V DC
Consumption	300W
Theoretical lumen	57 600
Actual lumen	32 000
1 lux	158m
IP-class	IP67/IP69K
Beam pattern	Flood
Position light	White, red and amber
Connection	Cable
Cable length	2500mm


Material housing	Aluminum
Material lens	Polycarbonate
Length	952mm
Depth	54,2mm
Height	76mm
Height including bracket	89mm
Operating temperature	-30°C - +65°C
E-approved	No
EMC-certificate	ECE R10, CISPR 25 Class 3



ONE WORK LIGHT REPLACES SEVERAL

One work light, created to provide the same power as 4-15 standard 2000 lumen LED work lights. Which simplify your work considerably.

WORK LIGHTS



NEXT LEVEL OF WORK LIGHTS

A powerful work light you haven't experienced before that provides a constant flow of light. Designed as an LED bar. Available in 11" and 38".

TRIPLE POSITION LIGHT

Create more opportunities through a triple position light. Choose between red, amber, or white. Try it, and you will not be disappointed.

Use the QR code to check out the product video.



COMPACT SIZE

Discreet and neat, perfect for use where larger lighting doesn't fit. A really powerful lamp that performs 2949 actual lumens and 1 lux at 166 meters. Mount it alone, in pairs or combine several.

OPTIMIZED LIGHT

The light beam combines width and length – an optimized solution to fit the compact construction. Unbeatable for quickly discovering animals coming from the roadside.



RED AND AMBER

Express your style. The dual position light allows you to choose between red and amber position color.

SIBERIA RED PANDA WORK LIGHT LED
Part No. 809206
More information on page 114

Use the QR code to check out the product video.



PERSONALIZE WITH COLOR

Red and amber – a new kind of dual position light. Choose which color you prefer. The amber light can be connected to the vehicle's indicator and the red to the tail light. Only your imagination sets the limits.

UNIQUE EXPRESSION

Combine several lamps for different functions and looks. Ideal for placing where you usually don't put LED bars, above your ordinary tail lights.



WORK LIGHTS

COMBO BEAM

Reverse your vehicle safely. The combo light beam is developed to provide an optimal light experience direct from the back of your vehicle. The spread not only goes wide but also delivers plenty of lengths.

SIBERIA RED TIGER 12" WORK LIGHT LED BAR
 Part No. 809191
 More information on page 115

Use the QR code to check out the product video.





Part No. 809186


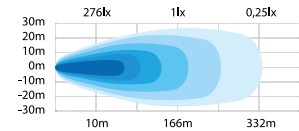
SIBERIA QUBE WORK LIGHT LED

Use the QR code to check out the product video.



Voltage	9-35V DC
Consumption	37W
Theoretical lumen	4800
Actual lumen	2949
IP-class	IP67/IP69K
Beam pattern	Combo
Position light	White and amber
Connection	DT-4
Cable length	500mm

Material housing	Aluminum
Material lens	Polycarbonate
Length	72mm
Height	72mm
Depth	72mm
Height including bracket	81,5mm
Operating temperature	-30°C - +65°C
E-approved	No
EMC-certificate	ECE R10



Part No. 809206

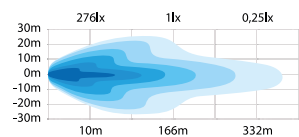
SIBERIA RED PANDA WORK LIGHT LED

Use the QR code to check out the product video.



Voltage	9-35V DC
Consumption	37W
Theoretical lumen	4800
Actual lumen	2949
IP-class	IP67/IP69K
Beam pattern	Combo
Position light	Red and amber
Connection	DT-4
Cable length	500mm

Material housing	Aluminum
Material lens	Polycarbonate
Length	72mm
Height	72mm
Depth	72mm
Height including bracket	81,5mm
Operating temperature	-30°C - +65°C
E-approved	No
EMC-certificate	ECE R10





Part No. 809125

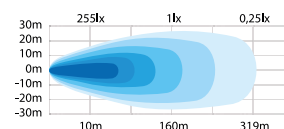
SIBERIA RED FOX WORK-/WARNING LIGHT LED

Use the QR code to check out the product video.



Voltage	9-32V DC
Consumption	41W
Theoretical lumen	8400
Actual lumen	3583
1 lux @	160m
IP-class	IP67/IP69K
Beam pattern	Flood
Position light	Red and amber
Connection	DT-6
Cable length	500mm

Material housing	Aluminum
Material lens	Polycarbonate
Length	92,93mm
Height	74,1mm
Depth	74,57mm
Height including bracket	87,56mm
Operating temperature	-30°C - +65°C
E-approved	No
EMC-certificate	ECE R10



WORK LIGHTS



Part No. 809191

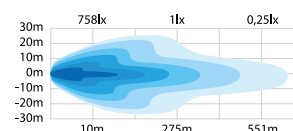
SIBERIA RED TIGER 12'' WORK LIGHT LED BAR

Use the QR code to check out the product video.




Voltage	10-40V DC
Consumption	92W
Theoretical lumen	8000
Actual lumen	5423
1 lux @	275m
IP-class	IP67/IP69K
Beam pattern	Combo
Position light	Red and amber
Connection	DT-4
Cable length	500mm

Material housing	Aluminum
Material lens	Polycarbonate
Length	307mm
Height	76mm
Depth	71,6mm
Height including bracket	89mm
Operating temperature	-30°C - +65°C
E-approved	No
EMC-certificate	ECE R10



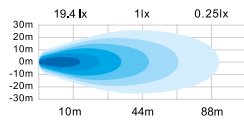
**FEEL THE PASSION FOR
YOUR PROFESSION**



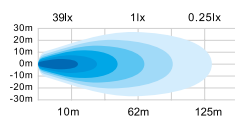




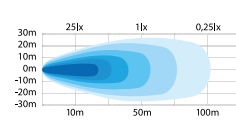
Part No. 809234, 809235
UNITY WORK LIGHT 10W LED



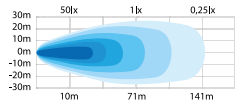
Part No. 809236
UNITY WORK LIGHT 19W LED



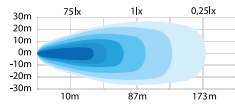
Part No. 809237
UNITY WORK LIGHT 31W LED



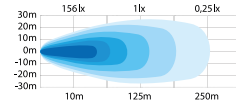
Part No. 809238
UNITY WORK LIGHT 64W LED



Part No. 809240
UNITY WORK LIGHT 92W LED



Part No. 809239
UNITY WORK LIGHT 149W LED



PART NO.	809234	809235	809236	809237	809238	809240	809239
VOLTAGE	10-32V DC	10-32V DC	10-32V DC	10-40V DC	10-40V DC	10-40V DC	10-40V DC
CONSUMPTION	10W	10W	19W	31W	64W	92W	149W
THEORETICAL LUMEN	1520	1520	3040	2750	6187	15000	21600
ACTUAL LUMEN	931	931	1942	2200	5200	7366	13000
IP-CLASS	IP68	IP68	IP68	IP67/IP69K	IP67/IP69K	IP67/IP69K	IP67/IP69K
CONNECTION	DT	DT	DT	DT	DT	DT	DT
CABLE LENGTH	500mm	500mm	250mm	520mm	520mm	500mm	200mm
MATERIAL HOUSING	Aluminum	Aluminum	Aluminum	Aluminum	Aluminum	Aluminum	Aluminum
MATERIAL LENS	Polycarbonate	Polycarbonate	Polycarbonate	Polycarbonate	Polycarbonate	Polycarbonate	Polycarbonate
LENGTH	52,11mm	52,11mm	-	70,4mm	101mm	110,27mm	135mm
DIAMETER	-	-	84,4mm	-	-	-	-
DEPTH	26,13mm	26,13mm	54,72mm	41mm	45mm	57,6mm	90,4mm
HEIGHT	67,03	67,03	-	85,2mm	114,4mm	110,26mm	118mm
HEIGHT INCLUDING BRACKET	112,2mm	112,2mm	112,2mm	95,5mm	120mm	144,13mm	152,2mm
OPERATING TEMPERATURE	-30°C · +65°C	-30°C · +65°C	-30°C · +80°C	-30°C · +65°C	-30°C · +65°C	-30°C · 65°C	-30°C · +65°C
E-APPROVED	ECE R23	No	No	No	No	No	No
EMC-CERTIFICATES	ECE R10	ECE R10	ECE R10, CISPR Class 2	ECE R10	ECE R10	ECE R10	ECE R10



INFINITY DESIGN

The lens stretches into the corners, which not only provides a great look – it resists dirt and allows the light output to reach its full potential.

TEMPERATURE CONTROL

Powerful lighting produces more heat, which means the lamp can break. The built-in temperature control prevents that. When necessary, the function protects the lamp and decreases the power until the light is cooled.

EXTREME POWER

The Unity series contains seven models, from 10 W to 149 W. The most powerful lamp delivers enormous 13 000 actual lumens. The extensive engineering gives you an optimized light spread where you need it the most.

REVOLUTIONARY UPGRADE

Unity is an extreme upgrade from previous lamps in the same category. Built tough in a beautiful costume – to survive and illuminate the harshest environments.





Part No. 809230
UNITY INTERIOR LIGHT 6W LED



Part No. 809231
UNITY INTERIOR LIGHT 9W LED



Part No. 809232
UNITY INTERIOR LIGHT 16W LED

UNITY INTERIOR LIGHTS

Light up your work with style, inside your vehicle. Unity Interior lights come with a unique design. Available in three sizes, 281 mm, 505 mm, and 953 mm. Easy to mount with the included 2,5 m cable and clips or screws. The color temperature of 5000K gives the most comfortable light to work in, which provides you with the best working condition to do your job, regardless of the vehicle it's mounted in.

Use the QR code to check out the product video.



PART NO.	809230	809231	809232
VOLTAGE	10-30V DC	10-30V DC	10-30V DC
CONSUMPTION	6W	9W	16W
THEORETICAL LUMEN	650	1290	2590
ACTUAL LUMEN	420	835	1630
KELVIN	5000K	5000K	5000K
IP-CLASS	IP67	IP67	IP67
CONNECTION	Cable	Cable	Cable
CABLE LENGTH	2000mm	2000mm	2000mm
MATERIAL HOUSING	Aluminum	Aluminum	Aluminum
MATERIAL LENS	Polycarbonate	Polycarbonate	Polycarbonate
LENGTH	281mm	505mm	953mm
DEPTH	8/13,4mm	8/13,4mm	8/13,4mm
HEIGHT	16mm	16mm	16mm
OPERATING TEMPERATURE	-35°C · +45°C	-35°C · +45°C	-35°C · 45°C
EMC-CERTIFICATES	ECE R10	ECE R10	ECE R10







UNIQUE SERIES

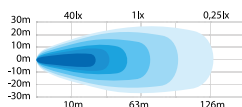
This series has a patented slim design. The housing is smaller, which means they are less exposed to wear and tear. They come with a DT connector, which makes the installation easy. Both lamps in this series are E-approved as reversing lights according to regulation ECE R23. The lamps are fully radio interference-free (EMC-approved).

They are also ECE R10 approved and approved for IP67 and IP69K. Our usual 48 W is replaced by 908517, giving more lumens and using less power. Instead of 48 W, it now consumes only 25 W. Our new production technique reduces power consumption to nearly 50 %.

Part No. 908527

WORK LIGHT 18W LED

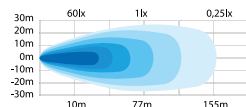
Voltage	12-32V DC
Consumption	18W
Theoretical lumen	1710
Actual lumen	1250
IP-class	IP67/IP69K
Connection	DT-2
Cable length	520mm
Material housing	Aluminum
Material lens	Polycarbonate
Width	101mm
Depth	37,35mm
Height	101mm
Height including bracket	130,8mm
Operating temperature	-30°C - +65°C
ADR-approved	No
E-approved	ECE R23
EMC-certificate	ECE R10



Part No. 908517

WORK LIGHT 25W LED

Voltage	12-32V DC
Consumption	25W
Theoretical lumen	3040
Actual lumen	2200
IP-class	IP67/IP69K
Connection	DT-2
Cable length	1002mm
Material housing	Aluminum
Material lens	Polycarbonate
Width	110mm
Depth	46,52mm
Height	110mm
Height including bracket	138,83mm
Operating temperature	-30°C - +65°C
ADR-approved	Yes
E-approved	ECE R23
EMC-certificate	ECE R10



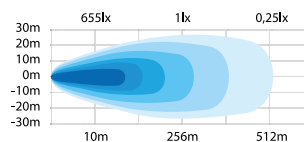


Part No. 809124


SIBERIA RIGHT VIEW WORK LIGHT LED

Voltage	9-35V DC
Consumption	30W
Theoretical lumen	2880
Actual lumen	2450
1 lux @	256m
IP-class	IP67/IP69K
Beam pattern	Combo
Connection	DT-2
Cable length	500mm

Material housing	Aluminum
Material lens	Polycarbonate
Length	157mm
Height	43,7mm
Depth	60mm
Height including bracket	49,7mm
Operating temperature	-30°C - +65°C
E-approved	No
EMC-certificate	ECE R10



Use the QR code to check out the product video.


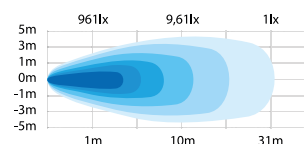


Part No. 809244

SIBERIA SCENE LIGHT WORK LIGHT LED

Voltage	9-35V DC
Consumption	19W
Theoretical lumen	6500
Actual lumen	2296
IP-class	IP67/IP69K
Beam pattern	Flood
Connection	Cable
Cable length	500mm

Material housing	Aluminum
Material lens	Polycarbonate
Length	150mm
Height	47mm
Depth	39,5mm
Operating temperature	-30°C - +65°C
E-approved	No
EMC-certificate	ECE R10



WORK LIGHTS



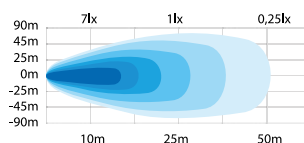
E-APPROVED REVERSING LIGHT CISPR25 CLASS 5

Part No. 809030


WORK LIGHT 15W LED

Voltage	9-30V DC
Consumption	15W
Theoretical lumen	1960
Actual lumen	1862
IP-class	IP68
Connection	DT-2
Cable length	300mm
Material housing	Aluminum

Material lens	Polycarbonate
Length	144mm
Depth	74,5mm
Height	49,6mm
Height including bracket	91,7mm
Operating temperature	-40°C - +60°C
E-approved	ECE R23
EMC-certificate	ECE R10, CISPR25 Class 5



Use the QR code to check out the product video.



WORK LIGHT AND WARNING LIGHT


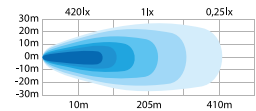


Part No. 809149

YETI SIDE SHOOTER LED BAR 24"

Voltage	9-32V DC
Consumption	103W
Patterns	1
Theoretical lumen	12320
Actual lumen	7286
1 lux @	205m
IP-class	IP67/IP69K
Beam pattern	Flood
Position light	No
Connection	Cable

Cable length	970mm
Material housing	Aluminum
Material lens	Polycarbonate
Length	610mm
Depth	63mm
Height	78,5mm
Operating temperature	-30°C - +65°C
E-approved	No
EMC-certificate	ECE R10



Use the QR code to check out the product video.



GRMS 15.6 G

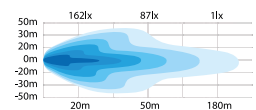


Part No. 809243

IZEBREAKER WORK LIGHT 58W LED

Voltage	10-32V DC
Consumption	58W
Theoretical lumen	4300
Actual lumen	3600
IP-class	IP68/IP69K
Connection	DT-3 to DT-2
Cable length	200mm
Material housing	Aluminum

Material lens	Toughened glass
Length	105mm
Depth	75mm
Height	95mm
Height including bracket	125,5mm
Operating temperature	-40°C - +85°C
E-approved	No
EMC-certificate	CISPR25 Class 3



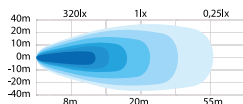
Use the QR code to check out the product video.





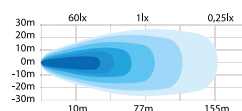
Use the QR-code and check out the product video.

Part No. 809000
MINI WORK LIGHT 10W LED

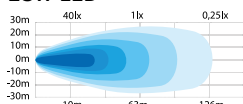


E-APPROVED
REVERSING LIGHT

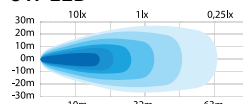
Part No. 809517
WORK LIGHT 25W LED



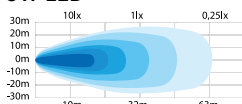
Part No. 809527
WORK LIGHT 18W LED



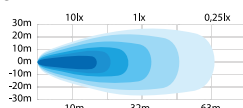
Part No. 809529
WORK LIGHT 9W LED



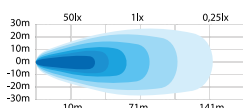
Part No. 809515
WORK LIGHT 9W LED



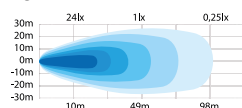
Part No. 809516
WORK LIGHT 9W LED



Part No. 809519
WORK LIGHT 22W LED



Part No. 809001
WORK LIGHT 13W LED

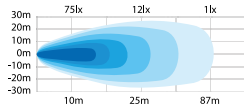


PART NO.	809000	809519	809527	809529	809515	809516	809517	809001
VOLTAGE	9-30V DC	9-32V DC	9-32V DC	9-32V DC	9-32V DC	9-32V DC	9-32V DC	10-32V DC
CONSUMPTION	10W	22W	18W	9W	9W	9W	25W	13W
THEORETICAL LUMEN	1080	2660	1710	950	950	950	3040	1260
ACTUAL LUMEN	468	1945	1210	600	600	600	2200	788
IP-CLASS	IP67	IP67/IP69K	IP67/IP69K	IP67/IP69K	IP67/IP69K	IP67/IP69K	IP67/IP69K	IP67
CONNECTION	Cable	Cable	Cable	Cable	Cable	Cable	Cable	Cable
CABLE LENGTH	300mm	520mm	520mm	520mm	520mm	520mm	1000mm	400mm
ON/OFF SWITCH	-	-	-	Yes	-	-	-	-
MATERIAL HOUSING	Aluminum	Aluminum	Aluminum	Aluminum	Aluminum	Aluminum	Aluminum	Aluminum
MATERIAL LENS	Acrylic	Polycarbonate	Polycarbonate	Polycarbonate	Polycarbonate	Polycarbonate	Polycarbonate	PC
LENGTH	72mm	-	100mm	100mm	100mm	-	108mm	-
DEPTH	40,5mm	48mm	40mm	40/57mm	40mm	41,5mm	48 mm	60mm
HEIGHT	65mm	-	118mm	118mm	118mm	-	126,5mm	-
HEIGHT INCLUDING BRACKET	81mm	137mm	129mm	184,5mm	129mm	133mm	137mm	110mm
DIAMETER	-	114mm	-	-	-	107mm	-	88mm
OPERATING TEMPERATURE	-35°C · +60°C	-30°C · +65°C	-30°C · +65°C	-30°C · +65°C	-30°C · +65°C	-30°C · +65°C	-30°C · +65°C	-40°C · +50°C
E-APPROVED	No	No	No	No	No	No	ECE R23	ECE R23
EMC-CERTIFICATE	ECE R10	ECE R10	ECE R10	ECE R10	ECE R10	ECE R10	ECE R10	ECE R10

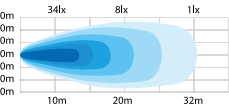




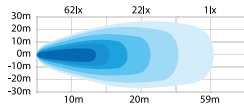
Part No. 809021
WORK LIGHT 40,5W LED



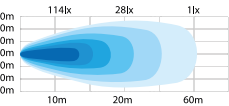
Part No. 800685
WORK LIGHT 15W LED



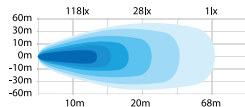
Part No. 800686
WORK LIGHT 50W LED



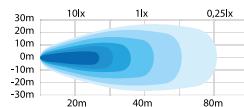
Part No. 8090-7000
ROCK SOLID WORK LIGHT
60W LED



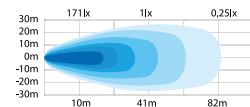
Part No. 8090-5400
ROCK SOLID WORK LIGHT 62W LED



Part No. 809009-BI
WORK LIGHT 18W LED



Part No. 809009-DT
WORK LIGHT 14,5W LED

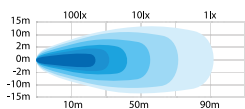


PART NO.	809021	800685	800686	8090-1750ADR	8090-7000	8090-5400	809009-BI	809009-DT
VOLTAGE	9-36V DC	10-35V DC	12-70V DC	10-33V DC	12-32V DC	10-33V DC	9-32V DC	10-32V DC
CONSUMPTION	40,5W	15W	50W	17W	60W	62W	18W	14,5W
THEORETICAL LUMEN	5400	1980	4500	2400	7170	5850	1500	1080
ACTUAL LUMEN	4752	1300	4000	1750	6879	5400	700	577
IP-CLASS	IP68	IP68	IP66/IP68	IP68	IP66/IP68	IP68	IP67/IP69K	IP67/IP69K
CONNECTION	DT-2	Cable	DT-2	DT-2	Super Seal	Super seal	Cable	DT-2
CABLE LENGTH	135mm	2500mm	2500mm	2500mm	2500mm	2500mm	500mm	470mm
MATERIAL HOUSING	Aluminum	PP	Aluminum	Aluminum	Aluminum	Aluminum	Aluminum	Aluminum
MATERIAL LENS	Tempered glass	Polycarbonate	Polycarbonate	Polycarbonate	Polycarbonate	Polycarbonate	Polycarbonate	PC
LENGTH	122mm	101mm	101mm	108,5mm	129mm	110mm	122mm	83mm
DEPTH	64,5mm	77,5mm	75mm	90mm	110mm	85mm	80,22mm	80,2mm
HEIGHT	106mm	101mm	101mm	108,5mm	85,3mm	110mm	92mm	75mm
HEIGHT INCLUDING BRACKET	143mm	147,5mm	153mm	154mm	159mm	159mm	-	89mm
OPERATING TEMPERATURE	-40°C ~ +60°C	-35°C · +45°C	-40°C ~ +40°C	-40°C · +50°C	-35 · +45°C	-35°C · +45°C	-20°C · +40°C	-20°C · +50°C
E-APPROVED	No	ECE R23	No	No	No	No	No	ECE R23
EMC-CERTIFICATE	ECE R10	ECE R10	ECE R10	ECE R10	ECE R10	ECE R10	ECE R10	ECE R10

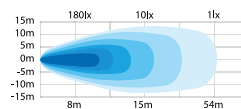




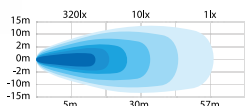
Part No. 809070
WORK LIGHT 51,5W LED



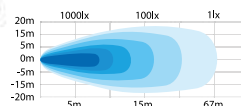
Part No. 809071
WORK LIGHT 21,5W LED



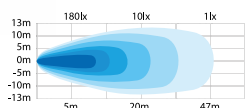
Part No. 809072
WORK LIGHT 37W LED



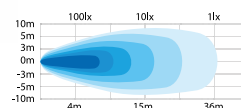
Part No. 809073
WORK LIGHT 111W LED



Part No. 809074
WORK LIGHT 15W LED



Part No. 809075
WORK LIGHT 11,5W LED



WORK LIGHTS

PART NO.	809070	809071	809072	809073	809074	809075
VOLTAGE	9-48V DC	9-32V DC	9-48V DC	9-32V DC	9-50V DC	9-50V DC
CONSUMPTION	51,5W	21,5W	37W	111W	15W	11,5W
THEORETICAL LUMEN	7200	2430	4800	10800	1800	900
ACTUAL LUMEN	6000	1700	4320	8000	1282	590
IP-CLASS	IP68	IP68	IP68	IP68	IP68	IP68
CONNECTION	DT-2	DT-2	DT-2	DT-2	DT-2	DT-2
CABLE LENGTH	300mm	300mm	300mm	300mm	300mm	300mm
MATERIAL HOUSING	Aluminum	Aluminum	Aluminum	Aluminum	Aluminum	Aluminum
MATERIAL LENS	Polycarbonate	PMMA	PMMA	Polycarbonate	Polycarbonate	Polycarbonate
LENGTH	155mm	109mm	105mm	220mm	100mm	55mm
DEPTH	66mm	74,9mm	64mm	91,3mm	54,2mm	68,4mm
HEIGHT	105mm	109,1mm	105mm	152mm	60,7mm	55mm
HEIGHT INCLUDING BRACKET	129,7mm	117,5mm	138mm	196mm	89,8mm	80,8mm
OPERATING TEMPERATURE	-40°C - +105°C	-40°C - +85°C	-40°C - +105°C	-40°C - +85°C	-40°C - +105°C	-40°C - +105°C
E-APPROVED	No	No	No	No	No	No
EMC-CERTIFICATE	Yes	Yes	CISPR25 Class 3	Yes	Yes	Yes

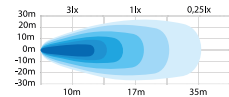
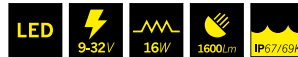




Part No. 809502

PORTABLE WORK LIGHT LED

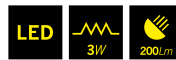
Voltage	9-32V DC	Depth	57,2mm
Consumption	16W	Height	120,25mm
Theoretical lumen	1600	Height including bracket	159,35mm
Actual lumen	600	ON/OFF switch	Yes
IP-class	IP67/IP69K	Magnet	Yes
Connection	USB	Battery	Included
Material housing	Plastic	Operating temperature	-20°C - +50°C
Material lens	Polycarbonate	EMC-certificate	ECE R10
Length	100mm		



Part No. 810002

FLASHLIGHT LED

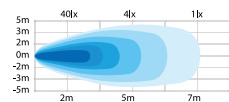

Consumption	3W	Height	34mm
Theoretical lumen	200	ON/OFF switch	Yes
Length	161,5mm	Magnet	Yes
Depth	18,5mm	Battery	3xAAA included



Part No. TD90005-N

PORTABLE WORK LIGHT LED

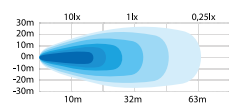

Voltage	9-32V DC or 220V AC	Depth	73mm
Consumption	20W	Height	175mm
Theoretical lumen	1500	Cigarette plug adapter	Yes and AC adapter
Actual lumen	700	ON/OFF switch	Yes
IP-class	IP67	Magnet	Yes
Cable length	2000mm	Battery	Included
Material housing	Aluminum	Operating temperature	-30°C - +40°C
Material lens	Polycarbonate	EMC-certificate	Yes
Length	132mm		



Part No. TD90007

PORTABLE WORK LIGHT LED

Voltage	12-24V DC	Depth	75mm
Consumption	18W	Height	72mm
Theoretical lumen	1200	Height including bracket	161mm
Actual lumen	720	Cigarette plug adapter	Yes
IP-class	IP67/IP69K	ON/OFF switch	Yes
Cable length	1200mm	Magnet	Yes
Material housing	Aluminum	Battery	Included
Material lens	Polycarbonate	Operating temperature	-10°C - +45°C
Length	165mm	EMC-certificate	ECE R10





**HIGH POWER
BLUE BEAM**

Part No. 809061
WORK LIGHT BLUE LED



Part No. 809062
WORK LIGHT 10W LED



Part No. 809064
FORKLIFT WARNING LIGHT BLUE LINE LED



Part No. 809063-R
FORKLIFT WARNING LIGHT RED SPOT LED



Part No. 809063
FORKLIFT WARNING LIGHT BLUE SPOT LED

WORK LIGHTS

PART NO.	809061	809062	809064	809063-R	809063
VOLTAGE	10-30V DC	10-80V DC	12-80V DC	10-100V DC	10-100V DC
CONSUMPTION	37,5W	10W	6,5W	6,5W	6,5W
THEORETICAL LUMEN	-	840	120	250	250
ACTUAL LUMEN	-	446	100	100	100
IP-CLASS	IP67	IP67/IP69K	IP67	IP67	IP67
CONNECTION	Cable	Cable	Cable	Cable	Cable
CABLE LENGTH	500mm	520mm	500mm	400mm	400mm
MATERIAL HOUSING	Aluminum	Aluminum	Aluminum	Aluminum	Aluminum
MATERIAL LENS	PC	PC	PC	PC	PC
LENGTH	126mm	92,4mm	62mm	140mm	140mm
DEPTH	95mm	65mm	56,4mm	87mm	87mm
HEIGHT	151mm	49,6mm	53mm	90mm	90mm
HEIGHT INCLUDING BRACKET	156mm	61,3mm	98,5mm	115mm	115mm
OPERATING TEMPERATURE	-30°C · +65°C	-20°C · +50°C	-30°C · +40°C	-30°C · +40°C	-30°C · +40°C
E-APPROVED	No	No	No	No	No
EMC-CERTIFICATE	ECE R10	ECE R10	ECE R10	ECE R10	ECE R10





PAGE 130–159

WARNING LIGHTS

Be seen and be safe. Warning lights play an essential role for both you and your surroundings. Strands Lighting Division covers a wide range of unique top-quality models for everyday life. Advanced features in combination with modern design. Everything from extremely slim and powerful warning light bars to highly effective small and compact options.



A NIGHT GUARD WITH THE HIGHEST RELIABILITY

Reinventing innovation. Siberia Night Guard is developed for demanding work challenges and expresses passion and style in every detail. You can now fit all your lighting needs into one single lamp. An extremely powerful warning light also provides an unbeatable high beam and dual position light. Multifunctional lighting offers safety in all weathers and the darkest of darkness.



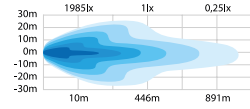
WARNING LIGHTS

SIBERIA NIGHT GUARD LED BAR
Part No. 809212-809217
More information on page 134-135



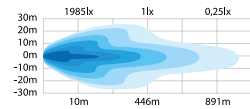
Part No. 809216
SIBERIA NIGHT GUARD WARNING LIGHT LED BAR 12"

DUAL POSITION LIGHT



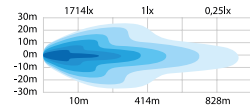
Part No. 809217
SIBERIA NIGHT GUARD WARNING LIGHT LED BAR 22"

DUAL POSITION LIGHT



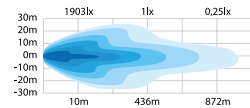
Part No. 809212
SIBERIA NIGHT GUARD WARNING LIGHT LED BAR 20"

DUAL POSITION LIGHT



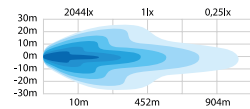
Part No. 809213
SIBERIA NIGHT GUARD WARNING LIGHT LED BAR 32"

DUAL POSITION LIGHT



Part No. 809214
SIBERIA NIGHT GUARD WARNING LIGHT LED BAR 38"

DUAL POSITION LIGHT



PART NO.	809216	809217	809213	809214	809212
VOLTAGE	9-35V DC	9-35V DC	9-35V DC	9-35V DC	9-35V DC
CONSUMPTION	46W	92W	87W	108W	54W
THEORETICAL LUMEN	8000	16 000	12 000	14 400	7560
ACTUAL LUMEN	2924	5911	4979	5867	2467
1 LUX @	446m	432m	436m	452m	414 m
IP-CLASS	IP67/IP69K	IP67/IP69K	IP67/IP69K	IP67/IP69K	IP67/IP69K
BEAM PATTERN	Combo	Combo	Combo	Combo	Combo
POSITION LIGHT	Yes, white and amber	Yes, white and amber	Yes, white and amber	Yes, white and amber	White and amber
CONNECTION	Cable	Cable	Cable	Cable	Cable
CABLE LENGTH	2500 mm	2500 mm	2500 mm	2500 mm	2500 mm
MATERIAL HOUSING	Aluminum	Aluminum	Aluminum	Aluminum	Aluminum
MATERIAL LENS	Polycarbonate	Polycarbonate	Polycarbonate	Polycarbonate	Polycarbonate
LENGTH	307 mm	562 mm	810,6 mm	963,6 mm	504,6 mm
DEPTH	71,6 mm	71,6 mm	55,5 mm	55,5 mm	55,5 mm
HEIGHT	76 mm	76 mm	45 mm	45 mm	45 mm
HEIGHT INCLUDING BRACKET	89 mm	89 mm	65 mm	65 mm	65 mm
OPERATING TEMPERATURE	-30°C · +65°C	-30°C · +65°C	-30°C · +65°C	-30°C · +65°C	-30°C · +65°C
E-APPROVED	ECE R112, R7, R65	ECE R112, R7, R65	ECE R112, R7, R65	ECE R112, R7, R65	ECE R7, R65, R112
REF	45	45	45	45	45
EMC-CERTIFICATE	ECE R10	ECE R10	ECE R10	ECE R10	ECE R10



WARNING LIGHT WITH DRIVING LIGHT FUNCTION

Siberia Night Guard provides both a powerful warning light and a driving light function that delivers an optimized, massive light beam that combines length and width.

COVER ALL NEEDS

Night Guard comes in five sizes to cover all needs. 12", 20", 22", 32" and 38". Easy to mount and fit both trucks and vehicles.

DUAL POSITION LIGHT

Let the characteristic Siberia position light suit your personal style. Choose between amber or white light.



WARNING LIGHTS

Use the QR code to check out the product video.



LOW RIDER

This is Siberia Low Rider. A LED bar with four functions: warning light and triple position light, all E-approved. For your everyday driving. Ready to stand out from the crowd with a super-slim design made to fit literally everywhere. The height of only 3 cm and the depth of 5 cm will make it by far the slimmest LED bar in the product range. Ideal on all sides of your vehicle. Wherever you need visibility.

Part No. 809250, 809252

SIBERIA LOW RIDER

10", 30", Amber warning light, triple position light: red, amber and white, E-approved: ECE R148

More information on page 138-139



WARNING LIGHT AND TRIPLE POSITION LIGHT

A new type of LED bar with four functions in one product: warning light and triple position light. Choose between white, amber, or red color.

SUPER-SLIM DESIGN

The height of only 3 cm and the depth of 5 cm will make it by far the slimmest LED bar in the product range. Perfect for trucks and other vehicles.



E-APPROVED AND THREE-YEARS FUNCTION WARRANTY

All four functions are entirely E-approved and come with Strands Lighting Division's unique three-years function warranty.



Part No. 809250

SIBERIA LOW RIDER 10'' WARNING LIGHT/POSITION LIGHT LED

Voltage	10-32V DC	Material lens	Polycarbonate
Consumption	20W	Length	275mm
Functions	Warning light, triple position light	Depth	50,4mm
IP-class	IP67/IP69K	Height	30,9mm
Patterns	4	Height including bracket	42,9mm
Position light	White, red and amber	Operating temperature	-30°C - +65°C
Connection	Cable	E-approved	ECE R148
Cable length	2500mm	EMC-certificate	ECE R10
Material housing	Aluminum		



WARNING LIGHTS

Part No. 809252

SIBERIA LOW RIDER 30'' WARNING LIGHT/POSITION LIGHT LED

Voltage	10-32V DC	Material lens	Polycarbonate
Consumption	27W	Length	766 mm
Functions	Warning light, triple position light	Depth	50,4 mm
IP-class	IP67/IP69K	Height	30,9 mm
Patterns	4	Height including bracket	42,9 mm
Position light	White, red and amber	Operating temperature	-30°C - +65°C
Connection	Cable	E-approved	ECE R148
Cable length	2500 mm	EMC-certificate	ECE R10
Material housing	Aluminum		



Use the QR code to check
out the product video.





CRUISE LIGHT WHEN YOU ARE IN CHARGE

This is the Cruise Light series. Always ready to make your passion visible and become one with the amber flow. The series contains eight warning light bars and beacons in eleven different models. Ready to change the market with unique features.



Use the QR code to check
out the product video.





Part No. 850930
AMBRA WARNING LIGHT LED
 SURFACE MOUNTING



Part No. 850931
AMBRA WARNING LIGHT LED
 POLE/DIN MOUNTING



Part No. 850932
AMBRA WARNING LIGHT LED
 MAGNET/CIG PLUG



Part No. 850933
CRUISE LIGHT WARNING LIGHT LED
 SURFACE MOUNTING



Part No. 850934
CRUISE LIGHT WARNING LIGHT LED
 DIN/POLE MOUNTING

PART NO.	850930	850931	850932	850933	850934
VOLTAGE	10-48V DC	10-48V DC	10-48V DC	10-48V DC	10-48V DC
CONSUMPTION	40W	40W	40W	37W	37W
PATTERNS	11	11	11	11	11
IP-CLASS	IP67	IP67	IP67	IP67	IP67
COLOR LENS	Amber	Amber	Amber	Clear	Clear
COLOR LED	Amber	Amber	Amber	Amber	Amber
CONNECTION	Cable	DIN	Cable	Cable	DIN
CABLE LENGTH	500 mm	500 mm	500 mm	500 mm	-
HEIGHT	51 mm	138 mm	54 mm	51 mm	138 mm
DIAMETER	110 mm	110 mm	110 mm	110 mm	110 mm
CC	87,5 mm	-	87,5 mm	-	-
ADR-APPROVED	Yes	Yes	No	No	No
E-APPROVED	ECE R65	ECE R65	ECE R65	ECE R65	ECE R65
EMC-CERTIFICATE	ECE R10	ECE R10	ECE R10	ECE R10	ECE R10





Part No. 850950
CRUISE LIGHT WARNING LIGHT LED
 SURFACE MOUNTING



Part No. 850951
CRUISE LIGHT WARNING LIGHT LED
 DIN/POLE MOUNTING



Part No. 850952
CRUISE LIGHT WARNING LIGHT LED
 DIN/POLE MOUNTING



Part No. 850953
CRUISE LIGHT WARNING LIGHT LED
 DIN/POLE MOUNTING



Part No. 850954
CRUISE LIGHT WARNING LIGHT LED
 SURFACE MOUNTING



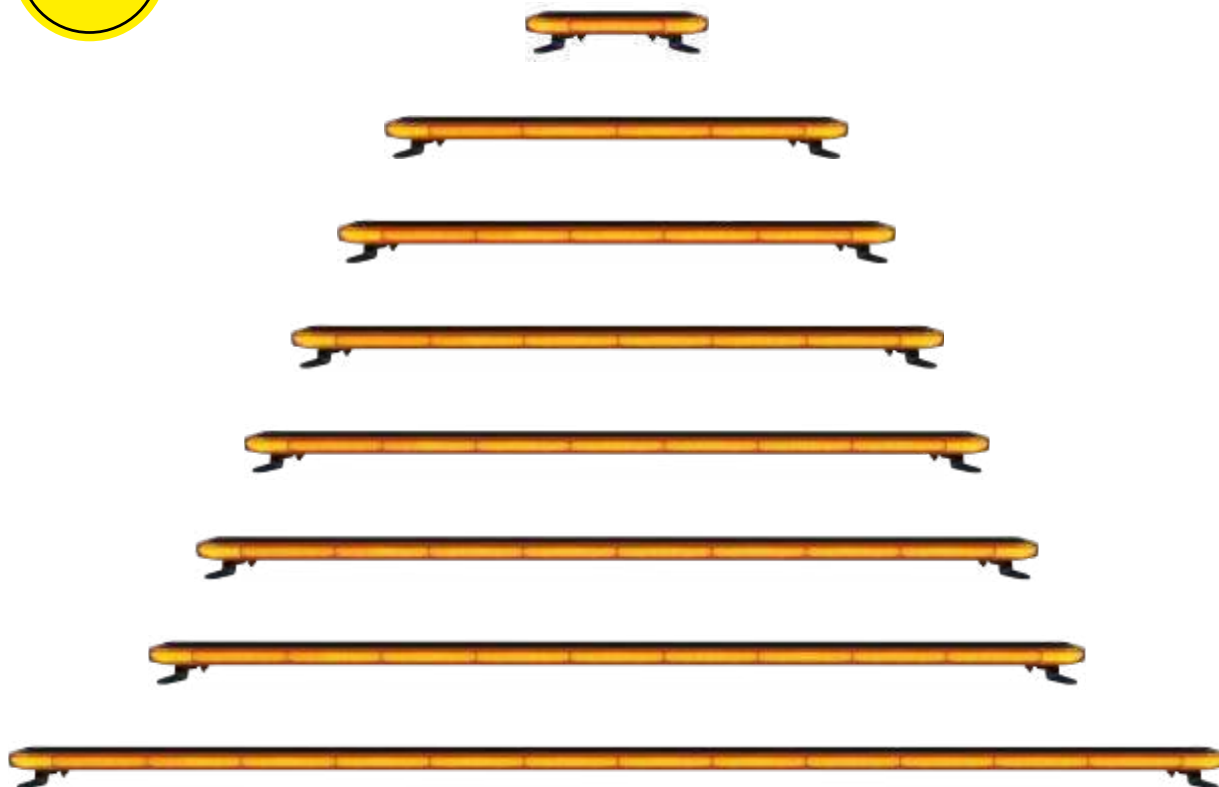
Part No. 850955
CRUISE LIGHT WARNING LIGHT LED
 DIN/POLE MOUNTING



Use the QR code to check out the product video.

PART NO.	850950	850951	850952	850953	850954	850955
VOLTAGE	10-48V DC	10-48V DC	10-48V DC	10-48V DC	10-48V DC	10-48V DC
CONSUMPTION	52W	52W	52W	52W	52W	52W
PATTERNS	12	12	12	12	12	12
IP-CLASS	IP67	IP67	IP67	IP67	IP67	IP67
COLOR LENS	Clear smoked	Clear smoked	Clear	Clear	Amber	Amber
COLOR LED	Amber	Amber	Amber	Amber	Amber	Amber
CONNECTION	Cable	DIN	Cable	DIN	Cable	DIN
CABLE LENGTH	500 mm	-	500 mm	-	500 mm	-
HEIGHT	52,5 mm	131 mm	52,5 mm	131 mm	52,5 mm	131 mm
DIAMETER	165 mm	140 mm	165 mm	140 mm	165 mm	140 mm
CC	130 mm	-	130 mm	-	130 mm	-
ADR-APPROVED	No	No	No	No	No	No
E-APPROVED	ECE R65	ECE R65	ECE R65	ECE R65	ECE R65	ECE R65
EMC-CERTIFICATE	ECE R10	ECE R10	ECE R10	ECE R10	ECE R10	ECE R10





Part No. 850209
CRUISE LIGHT CONTROL UNIT



CRUISE LIGHT ROOF BAR WARNING LIGHT LED

PART NO.	850211	850214	850215	850216	850217	850218	850219	850221
VOLTAGE	10-30V DC	10-30V DC	10-30V DC	10-30V DC	10-30V DC	10-30V DC	10-30V DC	10-30V DC
CONSUMPTION	80W	91W	97W	103W	108W	114W	120W	131W
PATTERNS	13	13	13	13	13	13	13	13
IP-CLASS	IP67	IP67	IP67	IP67	IP67	IP67	IP67	IP67
COLOR LENS	Clear	Clear	Clear	Clear	Clear	Clear	Clear	Clear
COLOR LED	Amber	Amber	Amber	Amber	Amber	Amber	Amber	Amber
CONNECTION	Cig plug + magnet	Cable	Cable	Cable	Cable	Cable	Cable	Cable
CABLE LENGTH	2500 mm	5000 mm	5000 mm	5000 mm	5000 mm	5000 mm	5000 mm	5000 mm
LENGTH	314,8 mm	772 mm	924,4 mm	1076,8 mm	1229,2 mm	1381,6 mm	1534 mm	1838,8 mm
WIDTH	120 mm	120 mm	120 mm	120 mm	120 mm	120 mm	120 mm	120 mm
HEIGHT	36 mm	36 mm	36 mm	36 mm	36 mm	36 mm	36 mm	36 mm
HEIGHT INCLUDING BRACKETS	66 mm	66 mm	66 mm	66 mm	66 mm	66 mm	66 mm	66 mm
ADR-APPROVED	ECE R65	ECE R65	ECE R65	ECE R65	ECE R65	ECE R65	ECE R65	ECE R65
E-APPROVED	Class 2	Class 2	Class 2	Class 2	Class 2	Class 2	Class 2	Class 2
EMC-CERTIFICATE	ECE R10	ECE R10	ECE R10	ECE R10	ECE R10	ECE R10	ECE R10	ECE R10



E-APPROVED AND THREE-YEARS FUNCTION WARRANTY

All sizes are E-approved according to ECE R65 class 1 and class 2, and the entire series comes with a unique three-years function warranty to make you even safer.

SLIM DESIGN

A super-slim design and a height of only 36 mm and a width of 120 mm. Easy to mount with included mounting brackets.



CRUISE LIGHT AMBER GLOW

Get an appealing styling effect with 13 different warning light patterns – where Cruise Light amber glow is one of them.

COVER ALL NEEDS

Contains 8 sizes from 30 cm to 180 cm. Usable together or separately and fits all types of vehicles and work situations.

Use the QR code to check out the product video.



E-APPROVED

The entire series is fully E-approved according to ECE R65 class 2, which means the warning light bar can be switched from day to night mode.

EXTREMELY SLIM

Unlike traditional alternatives on the market, Monitum comes with a height of only 33,5 mm, which will give you less wind noise and reduce fuel consumption.

SEVEN SIZES

The series contains sizes from 474 mm to 1850 mm.

POSITION LIGHT

Comes with eleven different warning light patterns. The Cruise Light feature – the position light – provides an appealing styling effect and increases your visibility on the roads.



POSITION LIGHT
ECE R65 CLASS 2



MONITUM WARNING LIGHT BAR SLIM LED

Monitum is a warning light bar series in an extremely slim design with a height of only 33,5 mm. Available in seven different lengths from 474 mm to 1850 mm. All models are fully E-approved according to ECE R65 Class 2. Comes with a position light and complete kit with control panel box and mounting accessories, making installation easy.



Part No. 850150
MONITUM WIRELESS REMOTE CONTROL

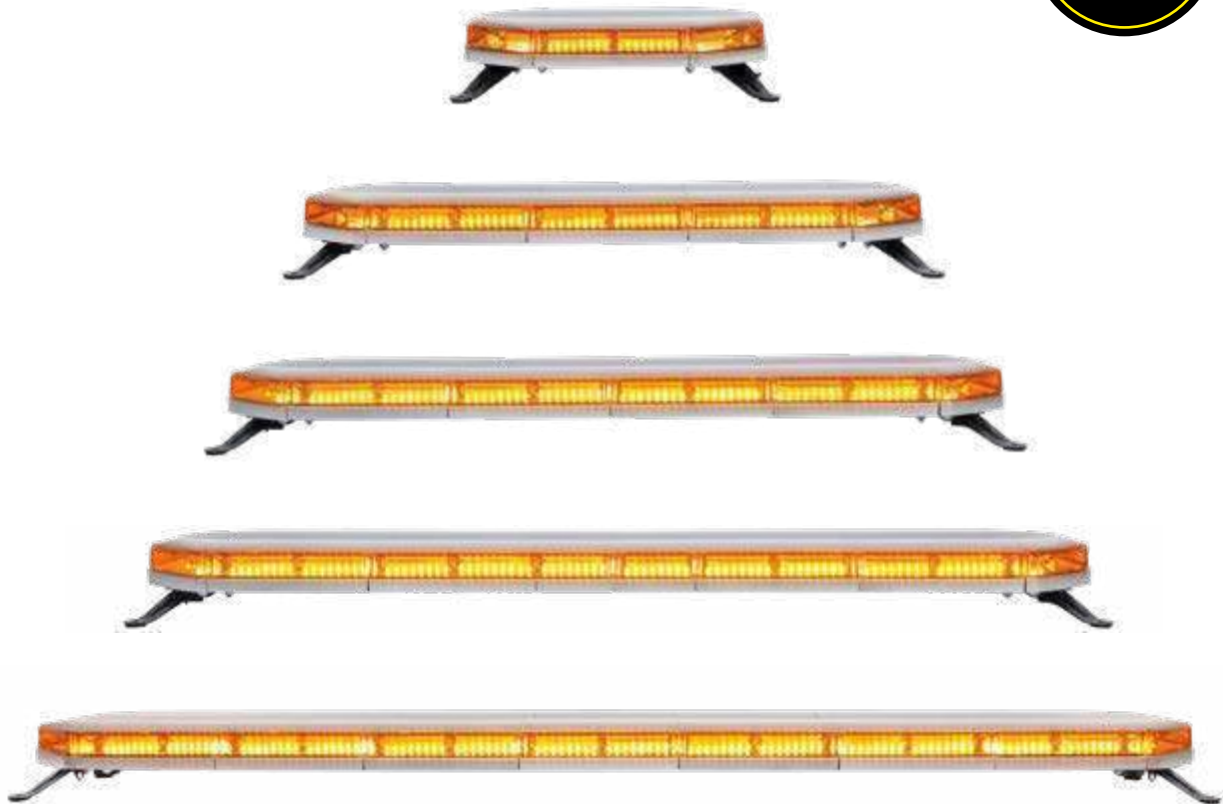
Turn the bar on and off, and switch between the light patterns and day/night mode. Powered by battery or USB cable. Compatible with new Monitum models (Wi-Fi symbol on top).



Use the QR code to check out the product video.

PART NO.	850140	850139	850141	850142	850145	850143	850144
VOLTAGE	12-24V DC	12-24V DC	12-24V DC	12-24V DC	12-24V DC	12-24V DC	12-24V DC
CONSUMPTION	84W	95W	100W	110W	115,5W	121W	159W
PATTERNS	11	11	11	11	11	11	11
IP-CLASS	IP67	IP67	IP67	IP67	IP67	IP67	IP67
COLOR LENS	Clear	Clear	Clear	Clear	Clear	Clear	Clear
COLOR LED	Amber	Amber	Amber	Amber	Amber	Amber	Amber
PCS OF LEDS	120	168	192	240	264	288	312
CABLE LENGTH	4000 mm	4000 mm	4000 mm	4000 mm	4000 mm	4000 mm	4000 mm
LENGTH	474 mm	780 mm	932,7 mm	1238,5 mm	1391,4 mm	1544,3 mm	1850,1 mm
WIDTH	199,8 mm	199,8 mm	199,8 mm	199,8 mm	199,8 mm	199,8 mm	199,8 mm
HEIGHT	33,5 mm	33,5 mm	33,5 mm	33,5 mm	33,5 mm	33,5 mm	33,5 mm
HEIGHT INCLUDING FEETS	74,5 mm	74,5 mm	74,5 mm	74,5 mm	74,5 mm	74,5 mm	74,5 mm
E-APPROVED	ECE R65 Class 2	ECE R65 Class 2	ECE R65 Class 2	ECE R65 Class 2	ECE R65 Class 2	ECE R65 Class 2	ECE R65 Class 2
EMC-CERTIFICATE	ECE R10	ECE R10	ECE R10	ECE R10	ECE R10	ECE R10	ECE R10





T-STROBE WARNING LIGHT BAR *LED*

T-Strobe is an ECE R65 Class 2 approved light bar, that makes you stand out in traffic. Clean looking and easy to install. Comes complete with a control panel and mounting hardware. Available in sizes from 467 mm to 1830 mm. A bestseller thanks to its unique design and incredible quality.

PART NO.	8509049	8509050	8509051	8509052	8509053
VOLTAGE	10-30V DC	10-30V DC	10-30V DC	10-30V DC	10-30V DC
WATT	75	123	147	171	219
PATTERNS	11	11	11	11	11
IP-CLASS	IP67	IP67	IP67	IP67	IP67
COLOR LENS	Clear	Clear	Clear	Clear	Clear
COLOR LED	Amber	Amber	Amber	Amber	Amber
PCS OF LEDS	100	164	196	228	292
CABLE LENGTH	6000 mm	6000 mm	6000 mm	6000 mm	6000 mm
LENGTH	467 mm	920 mm	1148 mm	1375 mm	1830 mm
WIDTH	305 mm	305 mm	305 mm	305 mm	305 mm
HEIGHT	60 mm	60 mm	60 mm	60 mm	60 mm
HEIGHT INCLUDING FEETS	113 mm	113 mm	113 mm	113 mm	113 mm
E-APPROVED	ECE R65 class 2	ECE R65 class 2	ECE R65 class 2	ECE R65 class 2	ECE R65 class 2
EMC-CERTIFICATE	ECE R10	ECE R10	ECE R10	ECE R10	ECE R10





Part No. 809056-C
WARNING LIGHT LED
SURFACE MOUNTING



Part No. 809056
WARNING LIGHT LED
SURFACE MOUNTING



Part No. 809057
WARNING LIGHT LED
POLE / DIN MOUNTING



Part No. 809058
WARNING LIGHT LED
MAGNET / CIG PLUG



Part No. 800265
MONEO WARNING LIGHT LED
SURFACE MOUNTING



Part No. 809066
WARNING LIGHT LED
SURFACE MOUNTING



Part No. 809067
WARNING LIGHT LED
POLE/DIN MOUNTING



Part No. 809068
WARNING LIGHT LED
MAGNET/CIG PLUG



Part No. 809084
WARNING LIGHT LED
PORTABLE

**E-APPROVED
PORTABLE**

WARNING LIGHTS

PART NO.	809056-C	809056	809057	809058	800265	809066	809067	809068	809084
VOLTAGE	12-24V DC	12-24V DC	12-24V DC	12-24V DC	12-24V DC	12-24V DC	12-24V DC	12-24V DC	12-24V DC or 220V AC
CONSUMPTION	36W	36W	36W	36W	27W	36W	36W	36W	14,5W
PATTERNS	3	3	3	3	8	3	3	3	3
IP-CLASS	IP56	IP56	IP56	IP56	IP68	IP56	IP56	IP56	IP65
COLOR LENS	Clear	Amber	Amber	Amber	Amber	Amber	Amber	Amber	Amber
COLOR LED	Amber	White	White	White	White	White	White	White	Amber
CABLE LENGTH	200 mm	200 mm	-	4000mm	3000 mm	200 mm	-	-	4000 mm
HEIGHT	181 mm	181 mm	233 mm	181mm	99/112 mm	144 mm	210 mm	140 mm	140 mm
DIAMETER	141 mm	141 mm	130 mm	141mm	162 mm	125 mm	132 mm	132 mm	128 mm
CC	111 mm	111 mm	-	111mm	91,2/115,1/ 132,8 mm	114 mm	-	-	-
E-APPROVED	ECE R65	ECE R65	ECE R65	ECE R65	ECE R65	ECE R65	ECE R65	ECE R65	ECE R65
EMC-CERTIFICATE	ECE R10	ECE R10	ECE R10	ECE R10	ECE R10	ECE R10	ECE R10	ECE R10	ECE R10



Part No. 809095
SLIM WARNING LIGHT LED
 POLE/DIN MOUNTING



Part No. 809096
SLIM WARNING LIGHT LED
 MAGNET/CIG PLUG



Part No. 809094
SLIM WARNING LIGHT LED
 SURFACE MOUNTING



Part No. 809060
SLIM WARNING LIGHT LED
 SURFACE MOUNTING



Part No. 809050
SLIM WARNING LIGHT LED
 SURFACE MOUNTING



Part No. 809051
SLIM WARNING LIGHT LED
 POLE/DIN MOUNTING



PART NO.	859095	809096	809094	809060	8509050	850951
VOLTAGE	9-30V DC	9-30V DC	9-30V DC	12-24V DC	12-24V DC	12-24V DC
CONSUMPTION	10W	10W	10W	27W	27W	27W
PATTERNS	7	7	7	10	10	10
IP-CLASS	IP67	IP67	IP67	IP67	IP67	IP67
COLOR LENS	Clear	Clear	Clear	Amber	Amber	Amber
COLOR LED	Amber	Amber	Amber	White	White	White
CABLE LENGTH	-	-	-	500 mm	2500 mm	-
HEIGHT	140 mm	46 mm	46 mm	48 mm	48 mm	139 mm
DIAMETER	112 mm	112 mm	112 mm	112 mm	112 mm	92 mm
CC	-	90 mm	90 mm	89,2/77,3 mm	89,2/77,3 mm	-
ADR-APPROVED	No	No	No	Yes	No	Yes
E-APPROVED	ECE R65	ECE R65	ECE R65	ECE R65	ECE R65	ECE R65
EMC-CERTIFICATE	ECE R10	ECE R10	ECE R10	ECE R10	ECE R10	ECE R10





Part No. 850185HP-A
STROBE LIGHT 3 LED

Voltage	12-24V DC	Length	75,5mm
Consumption	9W	Width	28,1mm
Patterns	12	Height	10mm
IP-class	IP68	CC	64,48mm
Color lens	Clear	ADR-approved	Yes
Color LED	Amber	E-approved	ECE R65
Cable length	2000mm	EMC-certificate	ECE R10



Part No. 850185HP-B
STROBE LIGHT 3 LED

Voltage	12-24V DC	Length	75,5mm
Consumption	9W	Width	28,1mm
Patterns	12	Height	10mm
IP-class	IP68	CC	64,48mm
Color lens	Clear	ADR-approved	No
Color LED	Blue	E-approved	ECE R65
Cable length	2000mm	EMC-certificate	ECE R10



Part No. 850180HP-A
STROBE LIGHT 6 LED

Voltage	12-24V DC	Length	113mm
Consumption	18W	Width	28,4mm
Patterns	20	Height	9,9mm
IP-class	IP68	CC	102mm
Color lens	Clear	ADR-approved	No
Color LED	Amber	E-approved	ECE R65 class 2
Cable length	2000mm	EMC-certificate	ECE R10



Part No. 850180HP-B
STROBE LIGHT 6 LED

Voltage	12-24V DC	Length	113mm
Consumption	18W	Width	28,4mm
Patterns	20	Height	9,9mm
IP-class	IP68	CC	102mm
Color lens	Clear	ADR-approved	No
Color LED	Blue	E-approved	ECE R65 class 2
Cable length	2000mm	EMC-certificate	ECE R10



Part No. 850170HP-A
STROBE LIGHT 6 LED

Voltage	12-24V DC	Length	113mm
Consumption	18W	Width	29mm
Patterns	20	Height	9,2mm
IP-class	IP66/IP68	CC	102,93mm
Color lens	Clear	ADR-approved	Yes
Color LED	Amber	E-approved	ECE R65
Cable length	2000mm	EMC-certificate	ECE R10



**E-APPROVED
ULTRA SLIM**



Part No. 850201HP-A

CRUISE LIGHT STROBE LIGHT 3 LED

Voltage	9-30V DC
Consumption	3W
Patterns	26
IP-class	IP67
Color lens	Clear
Color LED	Amber
Cable length	400mm
Length	82mm
Depth	6,6mm
Height	31mm
CC	67,9mm
E-approved	ECE R65
EMC-certificate	ECE R10



**E-APPROVED
ULTRA SLIM**



Part No. 850202HP-A

CRUISE LIGHT STROBE LIGHT 4 LED

Voltage	9-30V DC
Consumption	5W
Patterns	26
IP-class	IP67
Color lens	Clear
Color LED	Amber
Cable length	400mm
Length	98mm
Depth	6,6mm
Height	31mm
CC	83,9mm
E-approved	ECE R65
EMC-certificate	ECE R10



**E-APPROVED
ULTRA SLIM**



Part No. 850203HP-A

CRUISE LIGHT STROBE LIGHT 6 LED

Voltage	9-30V DC
Consumption	7W
Patterns	26
IP-class	IP67
Color lens	Clear
Color LED	Amber
Cable length	400mm
Length	131mm
Depth	6,6mm
Height	31mm
CC	118mm
E-approved	ECE R65
EMC-certificate	ECE R10



Use the QR code to check out the product video.



ECE R65 CLASS2



Part No. 850130HP-A
STROBE LIGHT 6 LED

ECE R65 CLASS2
DUAL COLOR



Part No. 850135HP-A
STROBE LIGHT 12 LED

ECE R65 CLASS2
DUAL COLOR



Part No. 850135HP-B
STROBE LIGHT 12 LED



Part No. 850195HP-A
SLIM STROBE LIGHT 12 LED



Part No.850197HP-A
CURVED STROBE LIGHT 5 LED



Part No. 850204HP-A
DUAL STROBE LIGHT 4 LED

Use the QR code to check out the product video.



Use the QR code to check out the product video.



PART NO.	850130HP-A	850135HP-A	850135HP-B	850195HP-A	850197HP-A	850204HP-A
VOLTAGE	12-24V DC	12-24V DC	12-24V DC	10-30V DC	12-24V DC	10-32V DC
CONSUMPTION	16W	16W	16W	6W	12W	8,5W
PATTERNS	26	26	26	10	10	15
IP-CLASS	IP68	IP68	IP68	IP67	IP67	IP67
COLOR LENS	Clear	Clear	Clear	Amber	Clear	Clear
COLOR LED	Amber	Amber/white	Amber/blue	Amber	Amber	White/amber
CABLE LENGTH	250mm	250mm	250mm	2000mm	300mm	300mm
LENGTH	132mm	132mm	132mm	114mm	120mm	73mm
WIDTH	45mm	45mm	10mm	44mm	30mm	14,22mm
HEIGHT	10mm	10mm	45mm	11,5mm	36mm	55mm
CC	125mm	125mm	125mm	104mm	110mm	64mm
E-APPROVED	ECE R65 Class 2	ECE R65 Class 2	ECE R65 Class 2	ECE R65	ECE R65	ECE R65 (amber)
EMC-CERTIFICATE	ECE R10	ECE R10	ECE R10	ECE R10	ECE R10	ECE R10





Part No. 850205HP-A
DUAL STROBE LIGHT LED

Use the QR code to check out the product video.




Part No. 850190HP-A light | 850191 mounting bracket
MINI EYE STROBE LIGHT 3 LED



Part No. 850200-AM
REVERSING ALARM /STROBE LIGHT LED

INDICATOR FOR REAR LIFT PLATFORMS



Part No. 800152
STROBE LIGHT / INDICATOR LED



Part No. 800218
STROBE LIGHT 6 LED



Part No. 800219
STROBE LIGHT 6 LED

PART NO.	850205HP-A	850190HP-A	850200-AM	800152	800218	800219
VOLTAGE	9-30V DC	12-24V DC	9-80V DC	12-24 V DC	10-30V DC	10-30V DC
WATT	5	-	-	-	18W	18W
CONSUMPTION	4W	9W	1,5W	5W	-	-
PATTERNS	23	12	1	1	1	1
DECIBEL	92-108 db	-	-	-	-	-
IP-CLASS	-	IP68	IP67	IP66/IP68	IP67	IP67
COLOR LENS	-	Clear	Clear	Clear	-	Clear
COLOR LED	Amber	Amber	Amber	White	Amber	Amber
CABLE LENGTH	3100 mm	1500 mm	300 mm	3000 mm	3000 mm	1900 mm
LENGTH	-	-	101,9mm	109,7mm	109,7mm	125mm
DIAMETER	25 mm	26,4 mm (35,7mm with rubber gasket)	-	-	-	-
HEIGHT	32 mm	39,62 mm	87,9 mm	14,78 mm	14,78 mm	97 mm
DIAMETER	-	-	ECE R65 Class 2	-	-	-
CC	-	-	86,97/85,43 mm	78,47 mm	80/97 mm	-
E-APPROVED	-	ECE R65	-	ECE R6	ECE R65	ECE R65
EMC-CERTIFICATE	ECE R10	ECE R10	ECE R10	ECE R10	ECE R10	ECE R10





Part No. 850155-A
STROBE LIGHT 3 LED



Part No. 850155HP-A
HIGH POWER STROBE LIGHT 3 LED



Part No. 850165HP-A
HIGH POWER STROBE LIGHT 4 LED



Part No. 850175HP-AM
STROBE LIGHT 4 LED



Part No. 850176HP-AM
STROBE LIGHT 6 LED



Part No. 850176HP-WM
STROBE LIGHT 6 LED

WARNING LIGHTS

PART NO.	850155-A	850155HP-A	850165HP-A	850175HP-AM	850176HP-AM	850176HP-WM
VOLTAGE	12-24V DC	12-24V DC	12-24V DC	9-30V DC	9-30V DC	9-30V DC
WATT	3	9	9	12	18	18
PATTERNS	11	12	19	26	26	26
IP-CLASS	IP65	IP68	IP68	IP67	IP67	IP67
COLOR LENS	Clear	Clear	Clear	Clear	Clear	Clear
COLOR LED	Amber	Amber	Amber	Amber	Amber	White
CABLE LENGTH	500mm	500mm	500mm	2500mm	2500mm	2500mm
LENGTH	90,17mm	90,17mm	110,2mm	96mm	128mm	128mm
WIDTH	33,15mm	33,15mm	30,7mm	20mm	20mm	20mm
HEIGHT	23,76mm	23,76mm	24,5mm	28mm	28mm	28mm
CC	82,4mm	82,4mm	102mm	89,95mm	122,23mm	122,23mm
E-APPROVED	ECE R65	ECE R65	ECE R65	ECE R65	ECE R65	No
EMC-CERTIFICATE	ECE R10	ECE R10	ECE R10	ECE R10	ECE R10	ECE R10





Part No. 850155HP-R
HIGH POWER STROBE LIGHT 3 LED



Part No. 850165HP-R
HIGH POWER STROBE LIGHT 4 LED



Part No. 850155HP-B
HIGH POWER STROBE LIGHT 3 LED



Part No. 850165HP-B
HIGH POWER STROBE LIGHT 4 LED



Part No. 850155HP-W
HIGH POWER STROBE LIGHT 3 LED



Part No. 850165HP-W
HIGH POWER STROBE LIGHT 4 LED

PART NO.	850155HP-R	850165HP-R	850155HP-B	850165HP-B	850155HP-W	850165HP-W
VOLTAGE	12-24V DC	12-24V DC	12-24V DC	12-24V DC	12-24V DC	12-24V DC
WATT	9	9	9	9	9	9
PATTERNS	12	19	12	19	12	19
IP-CLASS	IP68	IP68	IP68	IP68	IP68	IP68
COLOR LENS	Clear	Clear	Clear	Clear	Clear	Clear
COLOR LED	Red	Red	Blue	Blue	White	White
CABLE LENGTH	500 mm	500 mm	500 mm	500 mm	500 mm	500 mm
LENGTH	90,17 mm	110,2 mm	90,17 mm	110,2 mm	90,17 mm	110,2 mm
WIDTH	33,15 mm	30,7 mm	33,15 mm	30,7 mm	33,15 mm	30,7 mm
HEIGHT	23,76 mm	24,5 mm	23,76 mm	24,5 mm	23,76 mm	24,5 mm
CC	82,4 mm	102 mm	82,4 mm	102 mm	82,4 mm	102 mm
E-APPROVED	ECE R65	ECE R65	ECE R65	ECE R65	No	No
EMC-CERTIFICATE	ECE R10	ECE R10	ECE R10	ECE R10	ECE R10	ECE R10





Part No. TD90000
SAFETY FLASH PUCK LED

RECHARGEABLE



Part No. TD90001
SAFETY FLASH PUCK LED



Part No. TD90002
SAFETY FLASH PUCK LED



Part No. TD90000-Y
SAFETY FLASH PUCK LED



Part No. TD90001-Y
SAFETY FLASH PUCK LED



Part No. TD90000-BL
SAFETY FLASH PUCK LED

6 PCS SYNCABLE



Part No. TD90009
SMART WARNING LIGHT LED

Use the QR code to check out the product video.



Part No. TD90002-B
SAFETY FLASH PUCK LED

WARNING LIGHTS

PART NO.	TD90000	TD90001	TD90002	TD90000-Y	TD90001-Y	TD90000-BL	TD90009	TD90002-B
PATTERNS	9	9	9	9	9	9	5	9
PCS OF LEDS	16	16	16	16	16	16	-	16
IP-CLASS	IP66	IP66	IP66	IP66	IP66	IP66	IP67	IP66
DIAMETER	110mm	110mm	110mm	110mm	110mm	110mm	-	110mm
HEIGHT	35mm	35mm	35mm	35mm	35mm	35mm	30mm	35mm
MAGNETIC	Yes	Yes	Yes	Yes	Yes	Yes	Yes	Yes
RECHARGEABLE	No	Yes	Yes	-	Yes	-	Yes	Yes
12/24V DC AND 240V AC CHARGER	-	Yes	Yes	-	Yes	-	Yes	Yes
PCS IN CASE	-	-	6	-	-	-	6	6
COLOR	Amber	Amber	Amber	Yellow	Yellow	Blue	Amber	Blue





Part No. 270450
POLE MOUNTING BRACKET *BOLT FIX*

DIN, connectors: 2x6,3mm male blade terminals,
hole diameter: 24mm, with rubber end cap



Part No. 270451
POLE MOUNTING BRACKET *STEM FIX*

DIN, connectors: 2x6,3mm male blade terminals,
hole diameter: 24mm, with rubber end cap



Part No. 270452
POLE MOUNTING BRACKET *SIDE FIX*

DIN, connectors: 2x6,3mm male blade terminals,
hole diameter: 24mm, with rubber end cap



Part No. 270453
POLE MOUNTING BRACKET *ANGLE*

DIN, connectors: 2x6,3mm male blade terminals,
hole diameter: 24mm, with rubber end cap



Part No. 270454
POLE MOUNTING BRACKET *ROTATABLE 360°*

DIN, connectors: 2x6,3mm male blade terminals,
hole diameter: 24mm, with rubber end cap





Part No. 270456
POLE MOUNTING BRACKET *SIDE FIX*

DIN, connectors: 2x6,3mm male blade terminals,
 hole diameter: 24mm, with rubber end cap



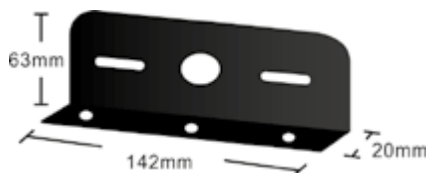
Part No. 270457
POLE MOUNTING BRACKET *FOLDABLE*

DIN, connectors: 2x6,3mm male blade terminals,
 hole diameter: 24mm, with rubber end cap



Part No. 270458
POLE MOUNTING BRACKET *LONG*

DIN, connectors: 2x6,3mm male blade terminals,
 hole diameter: 24mm, with rubber end cap



Part No. 270459
BRACKET FOR STROBE LIGHT *UNIVERSAL*

CC: 92-127mm



Part No. 270460
BRACKET FOR WARNING LIGHT *UNIVERSAL*

CC: 99-159mm





PAGE 160-183

TAIL LIGHTS

Strands Lighting Division offers durable tail lights with all the features you need for various purposes. Many of them are multi-functional, from one to six integrated functions. Our selection stands for high-quality materials, new technology, and modern design. A combination that can change the look of your vehicle completely.



**DYNAMIC START UP
AND DYNAMIC INDICATOR**



Part No. 800621
**TAIL LIGHT 3 FUNCTIONS
LED / LEFT**



**DYNAMIC START UP
AND DYNAMIC INDICATOR**



Part No. 800622
**TAIL LIGHT 3 FUNCTIONS
LED / RIGHT**



iZELED



Part No. 800623
INDICATOR LED



iZELED



Part No. 800620
TAIL LIGHT 2 FUNCTIONS LED



iZELED



Part No. 800624
TAIL LIGHT 2 FUNCTIONS LED



iZELED



Part No. 800612
RUBBER GASKET

DARK KNIGHT IZE LED

The revolutionary IZE LED series is now being expanded. Dark Knight is an exclusive interpretation of your most confident night drive. An exclusive, all-black version. Dark-tinted lens, dark chrome ring. A sophisticated look, day and night. Comes with all the IZE LED functions – such as dynamic indicator and dynamic startup light. All models are fully E-approved. The model with three functions (800621 + 800622) has a D-class certification that enables you to mount them as a unit on the vehicle, with two lamps per side.

Use the QR code to check out the product video.



PART NO.	800621/800622	800623	800620	800624
VOLTAGE	10-30V DC	10-30V DC	10-30V DC	10-30V DC
FUNCTIONS	Tail with dynamic start up, brake, dynamic indicator	Indicator	Tail, brake	Reverse, fog
IP-CLASS	IP67	IP67	IP67	IP67
COLOR LENS	Clear smoked	Clear smoked	Clear smoked	Clear smoked
CABLE LENGTH	2500 mm	2500 mm	2500 mm	2500 mm
DEPTH	15,31/44/49 mm	15,31/44/49 mm	15,31/44/49 mm	15,31/44/49 mm
DIAMETER	155/162,3mm	155/162,3 mm	155/162,3 mm	155/162,3 mm
E-APPROVED	ECE R6, R7, R48 type D	ECE R6	ECE R7	ECE R23, R38
EMC-CERTIFICATE	ECE R10	ECE R10	ECE R10	ECE R10



FIVE MODELS

Comes in five different models (1 to 3 functions), all with top modern features for different needs.

DYNAMIC INNOVATION

The series contains models with dynamic indicator and dynamic start-up light. The dynamic feature means that the diodes come on, one after the other, which gives an eye-catching appearance to your vehicle.



E-APPROVED

The series is fully E-approved, ideal for trucks, trailers, pickup trucks, construction equipment and other similar vehicles.

ALL BLACK

Release your dark side. Dark Knight IZE LED comes with a dark-tinted lens and a dark chrome ring.

TAIL LIGHTS

DYNAMIC START UP




DYNAMIC INDICATOR



**THE LOOK YOU ALWAYS WANTED
BUT NEVER KNEW EXISTED**





TAIL LIGHTS

IZE LED DYNAMIC TAIL LIGHTS
Part No. 800620-800624
More information on page 162-163



Part No. 800630
**DARK KNIGHT iZELED
 TAIL-/BRAKE LIGHT LED**



Part No. 800631
**DARK KNIGHT iZELED
 TAIL-/BRAKE LIGHT LED**



Part No. 800632
**DARK KNIGHT iZELED
 INDICATOR LED**



Part No. 800633
**DARK KNIGHT iZELED
 FOG LIGHT LED**



Part No. 800634
**DARK KNIGHT iZELED
 REVERSING LIGHT LED**

PART NO.	800630	800631	800632	800633	800634
VOLTAGE	24V DC	24V DC	24V DC	24V DC	24V DC
FUNCTIONS	Tail-,brake light, indicator	Tail-. Brake light	Indicator	Fog light	Reversing light
IP-CLASS	IP66	IP66	IP66	IP66	IP66
CABLE LENGTH	2500 mm	2500 mm	2500 mm	2500 mm	2500 mm
LENGTH	110 mm	110 mm	110 mm	110 mm	110 mm
DEPTH	45 mm	45 mm	45 mm	45 mm	45 mm
HEIGHT	130 mm	130 mm	130 mm	130 mm	130 mm
CC	115 mm	115 mm	115 mm	115 mm	115 mm
E-APPROVED	ECE R6, R7	ECE R7	ECE R6	ECE R6	ECE R23
EMC-CERTIFICATE	ECE R10	ECE R10	ECE R10	ECE R10	ECE R10





DARK LENS

An all-black armor with a dark, tinted lens. Appealing from all angles. Perfection in every detail. Nothing less than a revolution.

EASY TO MOUNT

Dark Knight IZE LED is easy to mount and is best mounted in a rubber housing. Combine as you like, single or double. Provides a high quality regardless of year and mileage.



GLOW UP

Comes in a rich, deep, and powerful red tone designed to make you stand out from the crowd. An obvious choice for you who want to live out your passion.

**A CLASSIC IN
A NEW ARMOR**

IZE LED is in your DNA. Now, in a new, black, and confident armor. Dark Knight IZE LED attracts attention and allows you to bring out your armor. A new way to lift your passion and express your power.

Use the QR code to check out the product video.





Part No. 800108
TAIL/BRAKE/INDICATOR LED



Part No. 800109
TAIL LIGHT LED



Part No. 800110
TAIL- BRAKE LIGHT LED



Part No. 800111
INDICATOR LED



Part No. 800114
FOG LIGHT LED



Part No. 800115
WARNING LIGHT LED

PART NO.	800108	800109	800110	800111	800114	800115
VOLTAGE	24V DC	24V DC	24V DC	24V DC	24V DC	24V DC
FUNCTIONS	Tail, brake,indicator	Tail	Tail, brake	Indicator	Fog	Warning light
IP-CLASS	IP66	IP66	IP66	IP66	IP66	IP66
LENGTH	110 mm	110 mm	110 mm	110 mm	110 mm	110 mm
DEPTH	45 mm	45 mm	45 mm	45 mm	45 mm	45 mm
HEIGHT	130 mm	130 mm	130 mm	130 mm	130 mm	130 mm
CC	115 mm	115 mm	115 mm	115 mm	115 mm	115 mm
CABLE LENGTH	2500 mm	2500 mm	2500 mm	2500 mm	2500 mm	2500 mm
E-APPROVED	ECE R6 D, R7 Y	ECE R7	ECE R7	ECE R6	ECE R38	No
EMC-CERTIFICATE	ECE R10	ECE R10	ECE R10	ECE R10	ECE R10	ECE R10





Part No. 800116
REVERSING LIGHT LED



Part No. 800123
TAIL LIGHT LED



Part No. 800126
TAIL- BRAKE LIGHT LED



Part No. 800127
INDICATOR LED



Part No. 800128
FOG LIGHT LED



Part No. 800112 Single housing
800113 Double housing
800112-P Rubber gasket
HOUSING

PART NO.	800116	800123	800126	800127	800128
VOLTAGE	24V DC	24V DC	24V DC	24V DC	24V DC
FUNCTIONS	Reverse	Tail	Tail/brake	Indicator	Fog
IP-CLASS	IP66	IP66	IP66	IP66	IP66
LENGTH	110 mm	110 mm	110 mm	110 mm	110 mm
DEPTH	45 mm	45 mm	45 mm	45 mm	45 mm
HEIGHT	130 mm	130 mm	130 mm	130 mm	130 mm
CC	115 mm	115 mm	115 mm	115 mm	115 mm
CABLE LENGTH	2500 mm	2500 mm	2500 mm	2500 mm	2500 mm
E-APPROVED	ECE R23	ECE R7	ECE R7	ECE R6	ECE R38
EMC-CERTIFICATE	ECE R10	ECE R10	ECE R10	ECE R10	ECE R10



TAIL LIGHTS

**MORE INNOVATIVE,
MORE EYE-CATCHING,
MORE YOU**





SIBERIA TAIL LIGHT

Part No. 809226

More information on page 172-173

WORLD-UNIQUE DESIGN

A tail light in a shape of a LED bar. The unique design and features allow you to mount it for different purposes.

E-APPROVED AND THREE-YEARS FUNCTION WARRANTY

Every function is E-approved and comes with our unique three-years function warranty.



ONE LED BAR – FOUR FUNCTIONS

The slim design fits almost all vehicles in need of a LED bar and has rear and side brackets for easy mounting.



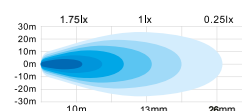
Part No. 809226

SIBERIA TAIL LIGHT 12" LED

Siberia Tail Light is a world-unique product. A tail light in a shape of a LED bar with four E-approved functions. Reversing light, indicator, brake light, and red position light approved as a tail light. A LED bar, ready to change the market with unique features.

Voltage	10-32V DC
Consumption	35W
Functions	Tail, brake, indicator, reversing light
Theoretical lumen	Reversing light 1900
Actual lumen	Reversing light 323
1 lux @	Reversing light 13 m
IP-class	IP67/IP69K
Beam pattern	Reversing light flood
Position light	Yes, Red
Connection	Cable

Cable length	2500 mm
Material housing	Aluminum
Material lens	Polycarbonate
Length	300,6 mm
Depth	55,5 mm
Height	45 mm
Height including bracket	65 mm
Operating temperature	-30°C - +65°C
E-approved	ECE R148
EMC-certificate	ECE R10



Use the QR code to check out the product video.



www.strands.se
www.strandseurope.com

**TAIL LIGHTS, LIKE NOTHING
YOU HAVE SEEN BEFORE**



SIBERIA TAIL LIGHT 12"

Part No. 809226 | *More information on page 172-173*



EYE-CATCHING EFFECTS

All tail lights in this series are E-approved and have a dynamic indicator. The feature means that the diodes light up, one after the other, giving your vehicle an eye-catching appearance. The tail lights also have an indirect, soft light with a neon-like effect.

The tail lights come with five functions – one is for the truck. It is universal and can be mounted on both the right and the left sides. Two models are for trailers, one for right mounting and one for left mounting.



Part No. 800539

TAIL LIGHT 5 FUNCTIONS LED

Voltage	12-24V DC	Length	306 mm
Functions	Tail, brake, dynamic indicator, fog, reverse	Depth	60,6 mm
IP-class	IP66/IP68	Height	133 mm
Cable length	2000 mm	E-approved	ECE R3, R6, R7, R23, R38
		EMC-certificate	ECE R10



Part No. 800538 (LEFT) 800537 (RIGHT)

TAIL LIGHT 5 FUNCTIONS LED

Voltage	12-24V DC	Length	306 mm
Functions	Tail, brake, dynamic indicator, fog, reverse	Depth	60,6 mm
IP-class	IP66/IP68	Height	133 mm
Cable length	2000 mm	E-approved	ECE R3, R6, R7, R23, R38
		EMC-certificate	ECE R10



Part No. 800780

TAIL LIGHT 5 FUNCTIONS LED

Voltage	12-24V DC	Depth	61,5 mm
Functions	Tail, brake, indicator, fog, reverse	Height	104 mm
IP-class	IP66/IP68	CC	150 mm
Cable length	2000 mm	E-approved	ECE R3, R6, R7, R23, R38
Length	236 mm	EMC-certificate	ECE R10




Part No. 800790

TAIL LIGHT 5 FUNCTIONS LED

Voltage	12-24V DC	Depth	61,5 mm
Functions	Tail, brake, dynamic indicator, fog, reverse	Height	104 mm
IP-class	IP66/IP68	CC	150 mm
Cable length	2000 mm	E-approved	ECE R3, R6, R7, R23, R38
Length	236 mm	EMC-certificate	ECE R10





Part No. 800306-KIT
TAIL LIGHT KIT 4 FUNCTIONS LED
 LEFT + RIGHT



Part No. 860015
TAIL LIGHT 5 FUNCTIONS HYBRID



Part No. 800310
TAIL LIGHT 3 FUNCTIONS LED



Part No. 800050
TAIL LIGHT 3 FUNCTIONS LED



Part No. CLC-888L
TAIL LIGHT 5 FUNCTIONS LED



Part No. 800125
TAIL LIGHT 3 FUNCTIONS LED



Part No. 800232
TAIL LIGHT 3 FUNCTIONS LED

PART NO.	800306-KIT	860015	800310	800050	CLC-888L	800125	800232
VOLTAGE	12-24V DC	12-24V DC	12-24V DC	12-24V DC	24V DC	12-24V DC	12-24V DC
FUNCTIONS	Tail, brake, indicator, reverse	Tail, brake, indicator, reverse, fog	Tail, brake, indicator	Tail, brake, indicator	Tail, brake, indicator, fog, reverse	Tail, brake, indicator	Tail, brake, indicator
IP-CLASS	IP66/IP68	IP56	IP66/IP68	IP66/IP68	IP67	IP66/IP68	IP66/IP68
CABLE LENGTH	1850 mm	–	2000 mm	2000 mm	400 mm	2000 mm	2000 mm
LENGTH	163 mm	465 mm	200 mm	101 mm	398 mm	–	–
DEPTH	38,8/60,3 mm	81 mm	60 mm	56 mm	46 mm	50 mm	50 mm
HEIGHT	144 mm	130 mm	70 mm	121 mm	128 mm	–	–
DIAMETER	–	–	–	–	–	142 mm	142 mm
CC	63,5 mm	152 mm	90/45 mm	45 mm	152 mm	45 mm	45/30 mm
E-APPROVED	ECE R3, R6, R7, R23, R38	ECE R3, R4, R6, R7, R23, R38	ECE R6, R7	ECE R4, R6, R7	ECE R3, R6, R7, R23	ECE R6, R7	ECE R6, R7
EMC-CERTIFICATE	ECE R10	ECE R10	ECE R10	ECE R10	ECE R10	ECE R10	ECE R10





Part No. 800732
TAIL LIGHT 3 FUNCTIONS LED



Part No. 800742
TAIL LIGHT 5 FUNCTIONS LED



Part No. 800744
TAIL LIGHT 3 FUNCTIONS LED



Part No. 800746
**CHROME RING SUITABLE FOR
800732, 800742 AND 800744**



Part No. 800153
TAIL LIGHT 3 FUNCTIONS LED



Part No. 800154
TAIL LIGHT 3 FUNCTIONS LED



Part No. 800140
RED EYE TAIL LIGHT 3 FUNCTIONS LED



Part No. 800141
RED EYE TAIL LIGHT 3 FUNCTIONS LED

PART NO.	800732	800742	800744	800746	800153	800746	800140	800141
VOLTAGE	12-24V DC	12-24V DC	12-24V DC	–	12-24V DC	12-24V DC	10-30V DC	10-30V DC
FUNCTIONS	Tail, brake, indicator	Tail, brake, indicator, fog, reverse	Tail, brake, indicator	–	Tail, brake, indicator	Tail, fog, reverse	Tail, brake, indicator	Fog, reverse
IP-CLASS	IP66/IP68	IP66/IP68	IP66/IP68	–	IP68	IP68	IP67	IP67
DIAMETER	140 mm	140 mm	140 mm	140 mm	142 mm	142 mm	122 mm	122 mm
DEPTH	25 mm	25 mm	25 mm	–	38 mm	38 mm	43,2 mm	43,2 mm
EXTENDS	–	–	–	25 mm	–	–	–	–
CC	45 mm	45 mm	45 mm	–	45 mm	45 mm	150 mm	150 mm
CABLE LENGTH	2000 mm	2000 mm	2000 mm	–	2000 mm	2000 mm	2500 mm	2500 mm
E-APPROVED	ECE R6, R7	ECE R6, R7, R23, R38	ECE R6, R7	–	ECE R6, R7	ECE R7, R23, R38	ECE R6, R7	ECE R23, R38
EMC-CERTIFICATE	ECE R10	ECE R10	ECE R10	–	ECE R10	ECE R10	ECE R10	ECE R10





Part No. 800750
TAIL LIGHT 3 FUNCTIONS LED



Part No. 800751
FRONT POSITION LIGHT/INDICATOR LED



Part No. 800307V
TAIL LIGHT 4 FUNCTIONS LED LEFT



Part No. 800307H
TAIL LIGHT 4 FUNCTIONS LED RIGHT



DYNAMIC INDICATOR

Part No. 800962
DYNARC TAIL LIGHT 3 FUNCTIONS LED LEFT



DYNAMIC INDICATOR

Part No. 800961
DYNARC TAIL LIGHT 3 FUNCTIONS LED RIGHT

PART NO.	800750	800751	800307V	800307H	800962	800961
VOLTAGE	12-24V DC	12-24V DC	12-24V DC	12-24V DC	12-24V DC	12-24V DC
FUNCTIONS	Tail, brake, indicator	Position light, indicator	Tail, brake, indicator, fog	Tail, brake, indicator, reverse	Tail, brake, dynamic indicator, licence plate light	Tail, brake, dynamic indicator, licence plate light
IP-CLASS	IP66/IP68	IP66/IP68	IP66/IP68	IP66/IP68	IP67	IP67
CABLE LENGTH	2000mm	2000mm	1900mm	1900mm	500mm	300mm
LENGTH	108mm	108mm	200,5mm	200,5mm	110,2mm	110,2mm
DEPTH	58mm	58mm	41/61mm	41/61mm	40,1/55,1mm	40,1/55,1mm
HEIGHT	102mm	102mm	85mm	85mm	102,6mm	102,6mm
CC	45mm	45mm	100 mm	100 mm	55,4mm	55,4mm
E-APPROVED	ECE R4, R6, R7	ECE R6, R7	ECE R3, R6, R7, R38	ECE R3, R6, R7, R23	ECE R6, R7	ECE R6, R7
EMC-CERTIFICATE	ECE R10	ECE R10	ECE R10	ECE R10	ECE R10	ECE R10





Part No. 800323
TAIL LIGHT 3 FUNCTIONS LED



Part No. 800324
TAIL LIGHT 2 FUNCTIONS LED

Part No. 800325
BRAKE LIGHT LED



Part No. 800268
REVERSE LIGHT LED



Part No. 800269
FOG LIGHT LED



Part No. 800270
TAIL LIGHT 4 FUNCTIONS LED UNIVERSAL



Part No. 800272
TAIL LIGHT 5 FUNCTIONS LED UNIVERSAL

PART NO.	800323	800324	800325	800268	800269	800270	800272
VOLTAGE	12-24V DC	12-24V DC	24V DC	12-24V DC	12-24V DC	12-24V DC	12-24V DC
FUNCTIONS	Tail, brake, indicator	Fog, reverse	Brake	Reverse	Fog	Fog	Tail, brake, indicator
IP-CLASS	IP66/IP68	IP66/IP68	IP68	IP66/IP68	IP66/IP68	IP66/IP68	IP66/IP68
CABLE LENGTH	2000mm	2500mm	380mm	380mm	380mm	380mm	380mm
LENGTH	237mm	237mm	333mm	107,4mm	107,4mm	107,4mm	107,4mm
DEPTH	22mm	22mm	30mm	23mm	23mm	23mm	23mm
HEIGHT	20,5mm	20,5mm	32mm	46,7mm	46,7mm	46,7mm	46,7mm
CC	212mm	212mm	317,2mm	90mm	90mm	90mm	90mm
E-APPROVED	ECE R6, R7	ECE R23, R38	ECE R7	ECE R23	ECE R38	ECE R38	ECE R6, R7
EMC-CERTIFICATE	ECE R10	ECE R10	ECE R10	ECE R10	ECE R10	ECE R10	ECE R10





Part No. 800915
TAIL LIGHT 5 FUNCTIONS LED LEFT



Part No. 800916
TAIL LIGHT 5 FUNCTIONS LED RIGHT




Part No. 800398V
TAIL LIGHT 5 FUNCTIONS LED LEFT



Part No. 800398H
TAIL LIGHT 5 FUNCTIONS LED RIGHT



Part No. 800397V
TAIL LIGHT 5 FUNCTIONS BULB LEFT



Part No. 800397H
TAIL LIGHT 5 FUNCTIONS BULB RIGHT



Part No. 800514
TAIL LIGHT 4 FUNCTIONS LED UNIVERSAL

DYNAMIC INDICATOR



Part No. 800515
TAIL LIGHT 5 FUNCTIONS LED UNIVERSAL

PART NO.	800915	800916	800398V	800398H	800397V	800397H	800514	800515
VOLTAGE	12-24V DC	12-24V DC	12-24V DC	12-24V DC	12 or 24V DC	12 or 24V DC	12-24V DC	12-24V DC
FUNCTIONS	Tail, brake, indicator, fog, reverse	Tail, brake, indicator, fog, reverse	Tail, brake, indicator, fog, number plate light	Tail, brake, indicator, reverse, number plate light	Tail, brake, indicator, fog, reverse	Tail, brake, indicator, fog, reverse	Tail, brake, indicator, fog	Tail, brake, dynamic indicator, fog, reverse
IP-CLASS	IP66/IP68	IP66/IP68	IP66/IP68	IP66/IP68	IP56	IP56	IP66/IP68	IP66/IP68
CABLE LENGTH	2000mm	2000mm	1950mm	1950mm	-	-	2000mm	2000mm
LENGTH	242mm	242mm	232mm	232mm	232mm	232mm	200,5mm	200,5mm
DEPTH	58,2mm	58,2mm	59mm	59mm	59mm	59mm	82,1mm	82,1mm
HEIGHT	134mm	134mm	142mm	142mm	142mm	142mm	85,3mm	85,3mm
CC	150mm	150mm	150/56mm	150/56mm	150/56mm	150/56mm	-	-
E-APPROVED	ECE R3, R4, R6, R7, R23, R38	ECE R3, R4, R6, R7, R23, R38	ECE R3, R4, R6, R7, R23	ECE R3, R4, R6, R7, R23	ECE R3, R6, R7, R23, R38	ECE R3, R6, R7, R23, R38	ECE R3, R4, R6, R7, R38	ECE R3, R4, R6, R7, R23, R38
EMC-CERTIFICATE	ECE R10	ECE R10	ECE R10	ECE R10	ECE R10	ECE R10	ECE R10	ECE R10





DYNAMIC INDICATOR

Part No. 80031301
TAIL LIGHT 5 FUNCTIONS LED RIGHT



DYNAMIC INDICATOR

Part No. 80031302
TAIL LIGHT 5 FUNCTIONS LED LEFT



DYNAMIC INDICATOR

Part No. 80031401
TAIL LIGHT 5 FUNCTIONS LED RIGHT



DYNAMIC INDICATOR

Part No. 80031402
TAIL LIGHT 5 FUNCTIONS LED LEFT



Part No. 80031101
TAIL LIGHT 6 FUNCTIONS LED LEFT



Part No. 80031102
TAIL LIGHT 5 FUNCTIONS LED RIGHT



Part No. 80031201
TAIL LIGHT 5 FUNCTIONS LED LEFT



Part No. 80031202
TAIL LIGHT 5 FUNCTIONS LED RIGHT

PART NO.	80031301	80031302	80031401	80031402	80031101	80031102	80031201	80031202
VOLTAGE	12-24V DC	12-24V DC	12-24V DC	12-24V DC	12-24V DC	12-24V DC	12-24V DC	12-24V DC
FUNCTIONS	Tail, brake, dynamic indicator, fog, reverse	Tail, brake, dynamic indicator, fog, reverse	Tail, brake, dynamic indicator, fog, reverse	Tail, brake, dynamic indicator, fog, reverse	Tail, brake, indicator, fog, reverse, license plate light	Tail, brake, indicator, fog, reverse	Tail, brake, indicator, fog, reverse	Tail, brake, indicator, fog, reverse
IP-CLASS	IP56	IP56	IP56	IP56	IP68	IP68	IP68	IP68
CABLE LENGTH	2000mm	2000mm	2000mm	2000mm	2000mm	2000mm	2000mm	2000mm
LENGTH	350mm	350mm	350mm	350mm	350mm	350mm	350mm	350mm
DEPTH	81mm	81mm	81mm	81mm	81mm	81mm	81mm	81mm
HEIGHT	131mm	131mm	131mm	131mm	131mm	131mm	131mm	131mm
CC	150mm	150mm	150mm	150mm	150mm	150mm	150mm	150mm
E-APPROVED	ECE R3, R6, R7, R23, R38	ECE R3, R6, R7, R23, R38	ECE R3, R6, R7, R23, R38	ECE R3, R6, R7, R23, R38	ECE R3, R4, R6, R7, R23, R38	ECE R3, R6, R7, R23, R38	ECE R3, R6, R7, R23, R38	ECE R3, R6, R7, R23, R38
EMC-CERTIFICATE	ECE R10	ECE R10	ECE R10	ECE R10	ECE R10	ECE R10	ECE R10	ECE R10





IZE LED TAIL LIGHTS

Part No. 800108

More information on page 168-169



PAGE 184–207

SIDE MARKERS/ POSITION LIGHTS

Small but incredibly important. Side markers and position lights from Strands Lighting Division comes in different colors, functions, and styles to fit your personal requirements. They are made in robust and reliable materials that guarantee your visibility. The modern and appealing design provides an effective visual upgrade to your vehicle.

**ECE R65
UNIQUE FUNCTION
TWO IN ONE**



Part No. 810136-5

KZ SIDE MARKER/WARNING LIGHT LED

Voltage 12-32V DC
 Functions Side marker, warning light
 Pcs of LEDs 28
 IP-class IP68
 Color lens Amber
 Color LED White
 Cable length 5000mm

Length 111mm
 Depth 22mm
 Height 51mm
 CC 90/50/30mm
 E-approved ECE R65, R91
 EMC-certificate ECE R10



Use the QR-code to check out the product video.



Part No. 810134-5

KZ SIDE MARKER/INDICATOR LED

Voltage 12-24V DC
 Functions Side marker, indicator
 Pcs of LEDs 8
 IP-class IP66/IP68
 Color lens Amber
 Color LED White
 Cable length 5000mm

Length 111mm
 Depth 22mm
 Height 51mm
 CC 90mm
 E-approved ECE R3, R6, R91
 EMC-certificate ECE R10



Part No. 810135-5

KZ POSITION/BRAKE LIGHT LED

Voltage 12-24V DC
 Functions Position light, brake light
 Pcs of LEDs 8
 IP-class IP66/IP68
 Color lens Red
 Color LED White
 Cable length 5000mm

Length 111mm
 Depth 22mm
 Height 51mm
 CC 90mm
 E-approved ECE R3, R7
 EMC-certificate ECE R10





Part No. 810130
KZ SIDE MARKER LED



Part No. 810131
KZ POSITION LIGHT LED



Part No. 810132
KZ POSITION LIGHT LED



Part No. 820130
KZ SIDE MARKER
"ONE LINE" LED



Part No. 820131
KZ POSITION LIGHT
"ONE LINE" LED



Part No. 820132
KZ POSITION LIGHT
"ONE LINE" LED

KZ SIDE MARKERS/POSITION LIGHTS LED

E-approved and manufactured in Europe. Developed to provide the best visibility and highest safety. Combines classic design and outstanding quality.

PART NO.	810130	810131	810132	820130	820131	820132
VOLTAGE	12-24V DC	12-24V DC	12-24V DC	12-24V DC	12-24V DC	12-24V DC
FUNCTIONS	Side marker	Position light	Position light	Side marker	Position light	Position light
PCS OF LEDS	5	5	5	4	4	4
IP-CLASS	IP66/IP68	IP66/IP68	IP66/IP68	IP66/IP68	IP66/IP68	IP66/IP68
COLOR LENS	Amber	Red	Clear	Amber	Red	White
COLOR LED	White	White	White	White	White	White
CABLE LENGTH	5000mm	5000mm	5000mm	240mm	240mm	240mm
LENGTH	111mm	111mm	111mm	114,4mm	114,4mm	114,4mm
DEPTH	22mm	22mm	22mm	22,3mm	22,3mm	22,3mm
HEIGHT	51mm	51mm	51mm	54,2mm	54,2mm	54,2mm
HEIGHT INCLUDING BRACKET	76mm	76mm	76mm	76mm	76mm	76mm
CC	90/50/30mm	90/50/30mm	90/50/30mm	90/50/30mm	90/50/30mm	90/50/30mm
E-APPROVED	ECE R3, R91	ECE R3, R7	ECE R3, R7	ECE R3, R91	ECE R3, R7	ECE R3, R7
EMC-CERTIFICATE	ECE R10	ECE R10	ECE R10	ECE R10	ECE R10	ECE R10





DARK KNIGHT ULTRA SLIM POSITION LIGHT LED

Part No. 810029 | *More information on page 191*

VIKING COMPLETE RUBBER ARM LED

Part No. 800423 | *More information on page 193*





Part No. 810023
ULTRA SLIM POSITION LIGHT LED



Part No. 810021
ULTRA SLIM SIDE MARKER LED



Part No. 810024
ULTRA SLIM POSITION LIGHT LED



Part No. 810022
ULTRA SLIM SIDE MARKER LED



Part No. 810020
ULTRA SLIM POSITION LIGHT LED

ULTRA SLIM SIDE MARKER/POSITION LIGHT LED

The 810020-series is slim side markers and position lights. Fully E-approved, made in the highest quality. Available with a clear or colored lens, including five meters of cable and two different gaskets for easy mounting.

PART NO.	810023	810021	810024	810022	810020
VOLTAGE	12-24V DC	12-24V DC	12-24V DC	12-24V DC	12-24V DC
FUNCTIONS	Position light	Side marker	Position light	Side marker	Position light
PCS OF LEDS	3	3	3	3	3
IP-CLASS	IP66/IP68	IP66/IP68	IP66/IP68	IP66/IP68	IP66/IP68
COLOR LENS	Clear	Clear	Clear	Amber	Red
COLOR LED	White	Amber	Red	White	White
CABLE LENGTH	5000mm	5000mm	5000mm	5000mm	5000mm
LENGTH	79mm	79mm	79mm	79mm	79mm
DEPTH	15mm	15mm	15mm	15mm	15mm
HEIGHT	24,7mm	24,7mm	24,7mm	24,7mm	24,7mm
CC	58mm	58mm	58mm	58mm	58mm
E-APPROVED	ECE R7	ECE R91	ECE R7	ECE R91	ECE R7
EMC-CERTIFICATE	ECE R10	ECE R10	ECE R10	ECE R10	ECE R10



NEW



Part No. 810027
DARK KNIGHT ULTRA SLIM SIDE MARKER LED

NEW



Part No. 810028
DARK KNIGHT ULTRA SLIM POSITION LIGHT LED

NEW



Part No. 810029
DARK KNIGHT ULTRA SLIM POSITION LIGHT LED

DARK KNIGHT ULTRA SLIM SIDE MARKER/POSITION LIGHTS LED

Dark Knight Ultra Slim is the slimmest lighting series available. The series is fully E-approved and contains side marker and position lights in red and white color, including five meters of cable and two different rubber gaskets, one for recessed surface mounting and one for recessed mounting on, for example, side bars, side steps, light bars, or roof bars.

Use the QR code to check
 out the product video.



PART NO.	810027	810028	810029
VOLTAGE	12-24V DC	12-24V DC	12-24V DC
FUNCTIONS	Side marker	Position light	Position light
PCS OF LEDS	3	3	3
IP-CLASS	IP66/IP68	IP66/IP68	IP66/IP68
COLOR LENS	Clear smoked	Clear smoked	Clear smoked
COLOR LED	Amber	White	Red
CABLE LENGTH	5000mm	5000mm	5000mm
LENGTH	79mm	79mm	79mm
DEPTH	15mm	15mm	15mm
HEIGHT	24,7mm	24,7mm	24,7mm
CC	58mm	58mm	58mm
E-APPROVED	ECE R91	ECE R7	ECE R7
EMC-CERTIFICATE	ECE R10	ECE R10	ECE R10



Part No. 800402
VIKING POSITION LIGHT 6 LED



Part No. 800407
VIKING POSITION LIGHT 6 LED



Part No. 800406
VIKING SIDE MARKER 6 LED



Part No. 800403
DARK KNIGHT VIKING
SIDE MARKER / INDICATOR 6 LED



Part No. 800409
DARK KNIGHT VIKING POSITION LIGHT 6 LED



Part No. 800408
DARK KNIGHT VIKING SIDE MARKER 6 LED



Part No. 800410
DARK KNIGHT VIKING POSITION LIGHT 6 LED



MORE STYLE OPPORTUNITES

The brightest side markers and position lights available. Viking can be used in various ways for different functions and styles. Perfectly mounted with Strands compatible rubber arms – also fits into other traditional 60 mm rubber arms. Viking is updated with Dark Knight, the world's first all-black vehicle lighting series. The dark-tinted lens brings an exclusive edge, both day and night, to satisfy the most passionate drivers.

Use the QR code to check out the product video.



PART NO.	800402	800403	800406	800407	800409	800408	800410
VOLTAGE	12-24V DC	12-24V DC	12-24V DC	12-24V DC	12-24V DC	12-24V DC	12-24V DC
FUNCTIONS	Position light	Side marker, indicator	Side marker	Position light	Position light	Side marker	Position light
PCS OF LEDS	6	6	6	6	6	6	6
IP-CLASS	IP66/IP68	IP66/IP68	IP66/IP68	IP66/IP68	IP66/IP68	IP66/IP68	IP66/IP68
COLOR LENS	Clear	Clear smoked	Clear	Clear	Clear smoked	Clear smoked	Clear smoked
COLOR LED	White	Amber	Amber	Red	White	Amber	Red
CABLE LENGTH	5000mm	5000mm	5000mm	5000mm	5000mm	5000mm	5000mm
DEPTH	33mm	33mm	33mm	33mm	33mm	33mm	33mm
DIAMETER	70mm	70mm	70mm	70mm	70mm	70mm	70mm
E-APPROVED	ECE R7	ECE R6, R91	ECE R91	ECE R7	ECE R7	ECE R91	ECE R7
ADR-APPROVED	Yes	Yes	Yes	Yes	Yes	Yes	Yes
EMC-CERTIFICATE	ECE R10	ECE R10	ECE R10	ECE R10	ECE R10	ECE R10	ECE R10





Part No. 800400
VIKING SIDE MARKER LED



Part No. 800400-2
VIKING SIDE MARKER LED



Part No. 800401
VIKING POSITION LIGHT LED



Part No. 800420V left
VIKING COMPLETE
RUBBER ARM LED



Part No. 800420H right
VIKING COMPLETE
RUBBER ARM LED



Part No. 800423
VIKING COMPLETE
RUBBER ARM LED



Part No. 800421
VIKING COMPLETE
RUBBER ARM LED



Part No. 800422
VIKING COMPLETE
RUBBER ARM LED



Part No. 800412 Cone
800413 Long
800414 Short
VIKING RUBBER ARM



PART NO.	800400	800400-2	800401	800420V	800420H	800423	800421	800422
VOLTAGE	12-24V DC	12-24V DC	12-24V DC	12-24V DC	12-24V DC	12-24V DC	12-24V DC	12-24V DC
FUNCTIONS	Side marker	Side marker	Position light	Position light	Position light	Position light	Side marker	Side marker
PCS OF LEDS	5	6	6	2x6	2x6	2x6	6	6
IP-CLASS	IP66/IP68	IP66/IP68	IP66/IP68	IP68	IP68	IP68	IP68	IP68
COLOR LENS	Amber	Amber	Red	Red, clear	Red, clear	Red, clear	Amber	Amber
COLOR LED	Amber	Amber	Red	White	White	White	White	White
CONNECTION	Cable	Cable	Cable	DT	DT	DT	DT	DT
CABLE LENGTH	5000mm	5000mm	5000mm	300mm	300mm	150mm	1500mm	400mm
LENGTH	-	-	-	191mm	191mm	108mm	87mm	87mm
DEPTH	33mm	33mm	33mm	79mm	79mm	79mm	50mm	50mm
HEIGHT	-	-	-	166mm	166mm	98mm	78mm	78mm
DIAMETER	70mm	70mm	70mm	-	-	-	-	-
E-APPROVED	ECE R91	ECE R91	ECE R7	ECE R7	ECE R7	ECE R7	ECE R91	ECE R91
ADR-APPROVED	Yes	Yes	Yes	Yes	Yes	Yes	Yes	Yes
EMC-CERTIFICATE	ECE R10	ECE R10	ECE R10	ECE R10	ECE R10	ECE R10	ECE R10	ECE R10





Part No. 800340
SLIM SIDE MARKER 3 LED



Part No. 800341
SLIM POSITION LIGHT 3 LED



Part No. 800342
SLIM POSITION LIGHT 3 LED



Part No. 800343
SLIM SIDE MARKER 12 LED



Part No. 800344
SLIM POSITION LIGHT 12 LED



Part No. 800345
SLIM POSITION LIGHT 12 LED



Part No. 800346
SLIM SIDE MARKER 9 LED



Part No. 800347
SLIM POSITION LIGHT 9 LED



Part No. 800348
SLIM POSITION LIGHT 9 LED

PART NO.	800340	800341	800342	800343	800344	800345	800346	800347	800348
VOLTAGE	12-24V DC	12-24V DC	12-24V DC	12-24V DC	12-24V DC	12-24V DC	12-24V DC	12-24V DC	12-24V DC
FUNCTIONS	Side marker	Position light	Position light	Side marker	Position light	Position light	Side marker	Position light	Position light
PCS OF LEDS	3	3	3	12	12	12	9	9	9
IP-CLASS	IP66/IP68	IP66/IP68	IP66/IP68	IP66/IP68	IP66/IP68	IP66/IP68	IP66/IP68	IP66/IP68	IP66/IP68
COLOR LENS	Amber	Red	Clear	Amber	Red	Clear	Amber	Red	Clear
COLOR LED	White	White	White	White	White	White	White	White	White
CABLE LENGTH	230mm	230mm	230mm	230mm	230mm	230mm	390mm	390mm	390mm
LENGTH	83,8mm	83,8mm	83,8mm	83,8mm	83,8mm	83,8mm	238mm	238mm	238mm
DEPTH	10,4mm	10,4mm	10,4mm	10,4mm	10,4mm	10,4mm	10,4mm	10,4mm	10,4mm
HEIGHT	24,2mm	24,2mm	24,2mm	24,2mm	24,2mm	24,2mm	20,6mm	20,6mm	20,6mm
CC	61mm	61mm	61mm	61mm	61mm	61mm	213,4mm	213,4mm	213,4mm
E-APPROVED	ECE R91	ECE R7	ECE R7	ECE R91	ECE R7	ECE R7	ECE R91	ECE R7	ECE R7
EMC-CERTIFICATE	ECE R10	ECE R10	ECE R10	ECE R10	ECE R10	ECE R10	ECE R10	ECE R10	ECE R10





Part No. 800332
**DARK KNIGHT SLIM SIDE
MARKER 3 LED**



Part No. 800331
**DARK KNIGHT SLIM POSITION
LIGHT 3 LED**



Part No. 800330
**DARK KNIGHT SLIM POSITION
LIGHT 3 LED**



Part No. 800334
**DARK KNIGHT SLIM INDICATOR
12 LED**



Part No. 800333
**DARK KNIGHT SLIM POSITION
LIGHT 9 LED**



Part No. 800335
**DARK KNIGHT SLIM
TAIL-/ BRAKE LIGHT 12 LED**

EXCLUSIVELY DARK NEWS

More options, more style – here to satisfy the most passionate drivers. This slim lighting family is now being expanded with Dark Knight, the world's first all-black vehicle lighting series. Dark tinted lenses, dark high-end materials, and components. The stylish, modern design and the low profile make the lamp suitable for all types of vehicles. A dark look with an exclusive edge, both day and night.

Use the QR code to check out the product video.



PART NO.	800332	800331	800330	800334	800333	800335
VOLTAGE	12-24V DC	12-24V DC	12-24V DC	12-24V DC	12-24V DC	12-24V DC
FUNCTIONS	Side marker	Position light	Position light	Indicator	Position light	Tail- and brake light
PCS OF LEDS	3	3	3	12	9	12
IP-CLASS	IP66/IP68	IP66/IP68	IP66/IP68	IP66/IP68	IP66/IP68	IP66/IP68
COLOR LENS	Clear smoked	Clear smoked	Clear smoked	Clear smoked	Clear smoked	Clear smoked
COLOR LED	White	Red	White	Amber	Red	Red
CABLE LENGTH	1000mm	1000mm	1000mm	3000mm	3000mm	3000mm
LENGTH	84mm	84mm	84mm	238mm	238mm	238mm
DEPTH	10,4mm	10,4mm	10,4mm	10,4mm	10,4mm	10,4mm
HEIGHT	24mm	24mm	24mm	20,6mm	20,6mm	20,6mm
CC	61mm	61mm	61mm	213,4mm	213,4mm	213,4mm
E-APPROVED	ECE R91	ECE R7	ECE R7	ECE R6	ECE R7	ECE R7
EMC-CERTIFICATE	ECE R10	ECE R10	ECE R10	ECE R10	ECE R10	ECE R10





Part No. 800286
SIDE MARKER LED



Part No. 800288
POSITION LIGHT LED



Part No. 800287
POSITION LIGHT LED



Part No. 800180
SIDE MARKER LED



Part No. 800181
POSITION LIGHT LED



Part No. 800182
POSITION LIGHT LED



Part No. 800185
SIDE MARKER LED



Part No. 800186
POSITION LIGHT LED



Part No. 800187
POSITION LIGHT LED

PART NO.	800286	800288	800287	800180	800181	800182	800185	800186	800187
VOLTAGE	12-24V DC	12-24V DC	12-24V DC	12-24V DC	12-24V DC	12-24V DC	12-24V DC	12-24V DC	12-24V DC
FUNCTIONS	Side marker	Position light	Position light	Side marker	Position light	Position light	Side marker	Position light	Position light
PCS OF LEDS	2	1	1	2	1	1	2	1	1
IP-CLASS	IP66/IP68	IP66/IP68	IP66/IP68	IP66/IP68	IP66/IP68	IP66/IP68	IP66/IP68	IP66/IP68	IP66/IP68
COLOR LENS	Amber	Red	Clear	Amber	Red	Clear	Amber	Red	Clear
COLOR LED	White	White	White	White	White	White	White	White	White
CABLE LENGTH	220mm	220mm	220mm	2500mm	2500mm	2500mm	220mm	220mm	220mm
LENGTH	65mm	65mm	65mm	130mm	130mm	130mm	111mm	111mm	111mm
WIDTH	28mm	28mm	28mm	19mm	19mm	19mm	23mm	23mm	23mm
HEIGHT	65mm	65mm	65mm	30mm	30mm	30mm	50,5mm	50,5mm	50,5mm
HEIGHT INCLUDING BRACKET	77,5mm	77,5mm	77,5mm	57mm	57mm	57mm	75,5mm	75,5mm	75,5mm
CC	30mm	30mm	30mm	30/28/50mm	30/28/50mm	30/28/50mm	30/50mm	30/50mm	30/50mm
E-APPROVED	ECE R3, R91	ECE R3, R7	ECE R3, R7	ECE R3, R91	ECE R3, R7	ECE R3, R7	ECE R3, R91	ECE R3, R7	ECE R3, R7
EMC-CERTIFICATE	ECE R10	ECE R10	ECE R10	ECE R10	ECE R10	ECE R10	ECE R10	ECE R10	ECE R10






Part No. 800289
SIDE MARKER / INDICATOR LED



Part No. 800533
POSITION-/ BRAKE LIGHT LED



Part No. 800290-N
SIDE MARKER LED



Part No. 800291-N
POSITION LIGHT LED



Part No. 800292-N
POSITION LIGHT LED



Part No. 800196
SIDE MARKER LED



Part No. 800195
POSITION LIGHT LED



Part No. 800194
POSITION LIGHT LED

PART NO.	800289	800533	800290-N	800291-N	800292-N	800196	800195	800194
VOLTAGE	12-24V DC	12-24V DC	12-24V DC	12-24V DC	12-24V DC	12-24V DC	12-24V DC	12-24V DC
FUNCTIONS	Side marker, indicator	Brake, position light	Side marker	Position light	Position light	Side marker	Position light	Position light
PCS OF LEDS	20	20	20	20	20	2	1	1
IP-CLASS	IP66/IP68	IP66/IP68	IP66/IP68	IP66/IP68	IP66/IP68	IP66/IP68	IP66/IP68	IP66/IP68
COLOR LENS	Amber	Red	Amber	Red	Clear	Amber	Red	Clear
COLOR LED	Amber	Red	White	White	White	White	White	White
CABLE LENGTH	220mm	220mm	220mm	220mm	220mm	220mm	220mm	220mm
LENGTH	114mm	114mm	114mm	114mm	114mm	113,5mm	113,5mm	113,5mm
DEPTH	25mm	25mm	25mm	25mm	25mm	26,5mm	26,5mm	26,5mm
HEIGHT	40mm	40mm	40mm	40mm	40mm	40mm	40mm	40mm
HEIGHT INCLUDING BRACKET	63mm	-	63mm	63mm	63mm	63mm	63mm	63mm
CC	50/30/75mm	75mm	30/75mm	30/75mm	30/75mm	30mm	30mm	30mm
E-APPROVED	ECE R3, R6, R91	ECE R3, R7	ECE R3, R91	ECE R3, R7	ECE R3, R7	ECE R3, R91	ECE R3, R7	ECE R3, R7
EMC-CERTIFICATE	ECE R10	ECE R10	ECE R10	ECE R10	ECE R10	ECE R10	ECE R10	ECE R10





Part No. 800400-neon
VIKING NEON SIDE MARKER LED



Part No. 800401-neon
VIKING NEON POSITION LIGHT LED



Part No. 800402-neon
VIKING NEON POSITION LIGHT LED



Part No. 800281-neon
NEON SIDE MARKER LED



Part No. 800285-neon
NEON POSITION LIGHT LED



Part No. 800283-neon
NEON POSITION LIGHT LED



Part No. 800320-neon
NEON SIDE MARKER LED



Part No. 800321-neon
NEON POSITION LIGHT LED



Part No. 800322-neon
NEON POSITION LIGHT LED

PART NO.	800400-neon	800401-neon	800402-neon	800281-neon	800285-neon	800283-neon	800320-neon	800321-neon	800322-neon
VOLTAGE	12-24V DC	12-24V DC	12-24V DC	12-24V DC	12-24V DC	12-24V DC	12-24V DC	12-24V DC	12-24V DC
FUNCTIONS	Side marker	Position light	Position light	Side marker	Position light	Position light	Side marker	Position light	Position light
PCS OF LEDS	12	12	12	3	3	3	12	12	12
IP-CLASS	IP66/IP68	IP66/IP68	IP66/IP68	IP66/IP68	IP66/IP68	IP66/IP68	IP66/IP68	IP66/IP68	IP66/IP68
COLOR LENS	Amber	Red	White	Amber	Red	White	Amber	Red	White
COLOR LED	White	White	White	White	White	White	White	White	White
CABLE LENGTH	5000mm	5000mm	5000mm	220mm	220mm	220mm	380mm	380mm	380mm
LENGTH	-	-	-	84mm	84mm	84mm	237mm	237mm	237mm
DEPTH	33mm	33mm	33mm	24mm	24mm	24mm	22mm	22mm	22mm
HEIGHT	-	-	-	25mm	25mm	25mm	20,5mm	20,5mm	20,5mm
DIAMETER	70mm	70mm	70mm	-	-	-	-	-	-
CC	-	-	-	212mm	212mm	212mm	212mm	212mm	212mm
E-APPROVED	ECE R91	ECE R7	ECE R7	ECE R91	ECE R7	ECE R7	ECE R91	ECE R7	ECE R7
ADR-APPROVED	Yes	Yes	Yes	No	No	No	No	No	No
EMC-CERTIFICATE	ECE R10	ECE R10	ECE R10	ECE R10	ECE R10	ECE R10	ECE R10	ECE R10	ECE R10





Part No. 800320
SIDE MARKER LED



Part No. 800321
POSITION LIGHT LED



Part No. 800322
POSITION LIGHT LED



Part No. 800259
SIDE MARKER LED



Part No. 800258
POSITION LIGHT LED



Part No. 800257
POSITION LIGHT LED



Part No. 800281
SIDE MARKER LED



Part No. 800285
POSITION LIGHT LED



Part No. 800283
POSITION LIGHT LED

PART NO.	800320	800321	800322	800259	800258	800257	800281	800285	800283
VOLTAGE	12-24V DC	12-24V DC	12-24V DC	12-24V DC	12-24V DC	12-24V DC	12-24V DC	12-24V DC	12-24V DC
FUNCTIONS	Side marker	Position light	Position light	Side marker	Position light	Position light	Side marker	Position light	Position light
PCS OF LEDS	9	9	9	12	12	12	3	3	3
IP-CLASS	IP66/IP68	IP66/IP68	IP66/IP68	IP66/IP68	IP66/IP68	IP66/IP68	IP66/IP68	IP66/IP68	IP66/IP68
COLOR LENS	Clear	Clear	Clear	Amber	Red	Clear	Clear	Clear	Clear
COLOR LED	Amber	Red	White	Amber	Red	White	Amber	Red	White
CABLE LENGTH	380mm	380mm	380mm	380mm	380mm	380mm	220mm	220mm	220mm
LENGTH	237mm	237mm	237mm	238mm	238mm	238mm	84mm	84mm	84mm
DEPTH	22,3mm	22,3mm	22,3mm	10,4mm	10,4mm	10,4mm	25mm	25mm	25mm
HEIGHT	20,5mm	20,5mm	20,5mm	20,6mm	20,6mm	20,6mm	24mm	24mm	24mm
CC	212mm	212mm	212mm	213,4mm	213,4mm	213,4mm	61mm	61mm	61mm
E-APPROVED	ECE R91	ECE R7	ECE R7	ECE R3, R91	ECE R3, R7	ECE R3, R7	ECE R91	ECE R7	ECE R7
EMC-CERTIFICATE	ECE R10	ECE R10	ECE R10	ECE R10	ECE R10	ECE R10	ECE R10	ECE R10	ECE R10



SUITABLE FOR
MAN AND MERCEDES



Part No. 800506
SIDE MARKER LED

SUITABLE FOR
MAN AND MERCEDES



Part No. 800507
POSITION LIGHT LED

SUITABLE FOR
MAN AND MERCEDES



Part No. 800508
POSITION LIGHT LED



Part No. 800278
SIDE MARKER LED



Part No. 800280
POSITION LIGHT LED



Part No. 800279
POSITION LIGHT LED

CLICK-IN
FUNCTION



Part No. 800530
SIDE MARKER LED

CLICK-IN
FUNCTION



Part No. 800531
POSITION LIGHT LED

CLICK-IN
FUNCTION



Part No. 800532
POSITION LIGHT LED

PART NO.	800506	800507	800508	800278	800280	800279	800530	800531	800532
VOLTAGE	12-24V DC	12-24V DC	12-24V DC	12-24V DC	12-24V DC	12-24V DC	12-24V DC	12-24V DC	12-24V DC
FUNCTIONS	Side marker	Position light	Position light	Side marker	Position light	Position light	Side marker	Position light	Position light
PCS OF LEDS	4	4	4	2	1	1	18	20	18
IP-CLASS	IP66/IP68	IP66/IP68	IP66/IP68	IP66/IP68	IP66/IP68	IP66/IP68	IP66/IP68	IP66/IP68	IP66/IP68
COLOR LENS	Amber	Red	Clear	Amber	Red	Clear	Amber	Red	White
COLOR LED	White	Red	White	White	White	White	White	Red	White
CABLE LENGTH	220mm	220mm	220mm	220mm	220mm	220mm	220mm	220mm	220mm
LENGTH	110mm	110mm	110mm	72mm	72mm	72mm	124mm	124mm	124mm
DEPTH	13mm	13mm	13mm	23mm	23mm	23mm	20mm	20mm	20mm
HEIGHT	31mm	31mm	31mm	32mm	32mm	32mm	49/68,6mm	49/68,6mm	49/68,6mm
HEIGHT INCLUDING BRACKET	-	-	-	-	-	-	-	-	-
CC	82mm	82mm	82mm	58mm	58mm	58mm	-	-	-
E-APPROVED	ECE R91	ECE R7	ECE R7	ECE R91	ECE R7	ECE R7	ECE R3, R91	ECE R3, R7	ECE R3, R7
EMC-CERTIFICATE	ECE R10	ECE R10	ECE R10	ECE R10	ECE R10	ECE R10	ECE R10	ECE R10	ECE R10





Part No. 800379
INTERIOR LIGHT LED



Part No. 800380
INTERIOR LIGHT LED



Part No. 800377
INTERIOR LIGHT LED



Part No. 800378
INTERIOR LIGHT LED



Part No. 800337
INTERIOR LIGHT LED



Part No. 800339
INTERIOR LIGHT WITH BUTTON LED



Part No. 800338
INTERIOR LIGHT WITH SENSOR LED

PART NO.	800379	800380	800377	800378	800337	800338	800339
VOLTAGE	12-24V DC	12-24V DC	12-24V DC	12-24V DC	12-24V DC	24V DC	24V DC
FUNCTIONS	Interior light	Interior light	Interior light	Interior light	Interior light	Interior light	Interior light
PCS OF LEDS	19	19	12	12	12	12	12
IP-CLASS	IP66/IP68	IP66/IP68	IP69K	IP69K	IP66/IP68	IP68	IP68
COLOR LENS	Clear	White	White	White	Clear	Clear	Clear
COLOR LED	White	White	White	White	White	White	White
CABLE LENGTH	400mm	400mm	400mm	400mm	380mm	390mm	390mm
LENGTH	-	-	124mm	124mm	107,4mm	238mm	238mm
DEPTH	33,95mm	33,95mm	12,5mm	12,5mm	23mm	10mm	10mm
HEIGHT	-	-	124mm	124mm	46,7mm	20,6mm	20,6mm
DIAMETER	135/152mm	135/152mm	-	-	-	-	-
CC	117mm	117mm	-	-	90mm	213mm	213mm
E-APPROVED	No	No	No	No	No	No	No
EMC-CERTIFICATE	ECE R10	ECE R10	ECE R10	ECE R10	ECE R10	ECE R10	ECE R10





Part No. 800183
POSITION LIGHT LED



Part No. 800184
POSITION LIGHT LED



Part No. 800295
SIDE MARKER LED



Part No. 800294
POSITION LIGHT LED



Part No. 800293
POSITION LIGHT LED



Part No. 800190
POSITION LIGHT EYEBALL LED



Part No. 800191
POSITION LIGHT EYEBALL LED



Part No. 800188
POSITION LIGHT EYEBALL LED

PART NO.	800183	800184	800295	800294	800293	800190	800191	800188
VOLTAGE	12-24V DC	12-24V DC	12-24V DC	12-24V DC	12-24V DC	12-24V DC	12-24V DC	12-24V DC
FUNCTIONS	Position light	Position light	Side marker	Position light	Position light	Position light	Position light	Position light
PCS OF LEDS	5	5	1	1	1	2	2	1
IP-CLASS	IP66/IP68	IP66/IP68	IP66/IP68	IP66/IP68	IP66/IP68	IP68	IP68	IP68
COLOR LENS	Clear	Clear	Clear	Clear	Clear	Clear	Clear	Clear
COLOR LED	White	Red	Amber	Red	White	Red, white	Red, white	White
CABLE LENGTH	220mm	220mm	220mm	220mm	220mm	350mm	350mm	200mm
LENGTH	80,5mm	80,5mm	-	-	-	99,5mm	60mm	42mm
WIDTH	-	-	-	-	-	52mm	52mm	57,5mm
DEPTH	25mm	25mm	-	-	-	52mm	50,5mm	76mm
DIAMETER	-	-	29mm	29mm	29mm	44,5mm	43mm	42mm
HEIGHT	60,5mm	60,5mm	30mm	30mm	30mm	-	-	-
CC	67mm	67mm	-	-	-	32mm	50mm	50mm
MOUNTING HOLE	-	-	21mm	21mm	21mm	-	-	-
E-APPROVED	ECE R7	ECE R7	ECE R91	ECE R7	ECE R7	ECE R7	ECE R7	ECE R7
EMC-CERTIFICATE	ECE R10	ECE R10	ECE R10	ECE R10	ECE R10	ECE R10	ECE R10	ECE R10





Part No. 800364
SIDE MARKER/POSITION LIGHT RUBBER ARM LED



Part No. 800361V
SIDE MARKER/POSITION LIGHT
 RUBBER ARM LED LEFT



Part No. 800361H
SIDE MARKER/POSITION LIGHT
 RUBBER ARM LED RIGHT



Part No. 800362V
SIDE MARKER/POSITION LIGHT
 RUBBER ARM LED LEFT



Part No. 800362H
SIDE MARKER/POSITION LIGHT
 RUBBER ARM LED RIGHT

PART NO.	800364	800361V	800361H	800362V	800362H
VOLTAGE	12-24V DC	12-24V DC	12-24V DC	12-24V DC	12-24V DC
FUNCTIONS	Side marker, position light	Side marker, position light	Side marker, position light	Side marker, position light	Side marker, position light
PCS OF LEDS	4	4	4	4	4
IP-CLASS	IP66/IP68	IP66/IP68	IP66/IP68	IP66/IP68	IP66/IP68
COLOR LENS	Clear	Clear	Clear	Clear	Clear
COLOR LED	White, amber, red	White, amber, red	White, amber, red	White, amber, red	White, amber, red
CABLE LENGTH	330mm	210mm	210mm	280mm	280mm
LENGTH	103mm	187mm	187mm	135mm	135mm
WIDTH	33mm	37mm	37mm	37mm	37mm
HEIGHT	84mm	165mm	165mm	114mm	114mm
CC	79mm	79mm	79mm	79mm	79mm
E-APPROVED	ECE R7, R91	ECE R7, R91	ECE R7, R91	ECE R7, R91	ECE R7, R91
EMC-CERTIFICATE	ECE R10	ECE R10	ECE R10	ECE R10	ECE R10





DID YOU KNOW?

It is approved to use indicators that build-out from your truck. Check out our fully E-approved rubber arms with integrated indicator, brake light and other significant functions.

Part No. 800381
SIDE MARKER/POSITION LIGHT RUBBER ARM LED



DYNAMIC INDICATOR

Part No. 800385
SIDE MARKER/POSITION LIGHT RUBBER ARM LED LEFT



DYNAMIC INDICATOR

Part No. 800384
SIDE MARKER/POSITION LIGHT RUBBER ARM LED RIGHT



Part No. 800383
SIDE MARKER/POSITION LIGHT RUBBER ARM LED LEFT



Part No. 800382
SIDE MARKER/POSITION LIGHT RUBBER ARM LED RIGHT

PART NO.	800381	800385	800384	800383	800382
VOLTAGE	12-24V DC	12-24V DC	12-24V DC	12-24V DC	12-24V DC
FUNCTIONS	Side marker, position light	Position, side marker, dynamic indicator	Position, side marker, dynamic indicator	Side marker, position light	Side marker, position light
PCS OF LEDS	10	24	24	10	10
IP-CLASS	IP66/68	IP66/IP68	IP66/IP68	IP66/68	IP66/68
COLOR LENS	Red, amber, white	Clear, amber	Clear, amber	Red, amber, white	Red, amber, white
COLOR LED	Red, amber, white	White, red, amber	White, red, amber	Red, amber, white	Red, amber, white
CABLE LENGTH	350mm	400mm	400mm	240mm	240mm
LENGTH	100mm	184,9mm	184,9mm	146,1mm	146,1mm
DEPTH	87mm	52mm	52mm	110,6mm	110,6mm
HEIGHT	58mm	145,5mm	145,5mm	52mm	52mm
CC	78,5mm	78,5mm	78,5mm	78,5mm	78,5mm
E-APPROVED	ECE R7, R91	ECE R6, R7, R91	ECE R6, R7, R91	ECE R7, R91	ECE R7, R91
EMC-CERTIFICATE	ECE R10	ECE R10	ECE R10	ECE R10	ECE R10



DYNAMIC INDICATOR



Part No. 800516
SIDE MARKER/POSITION LIGHT
 RUBBER ARM LED LEFT

DYNAMIC INDICATOR



Part No. 800517
SIDE MARKER/POSITION LIGHT
 RUBBER ARM LED RIGHT

**BRAKE LIGHT
 DYNAMIC INDICATOR**



Part No. 800518
SIDE MARKER/POSITION LIGHT
 RUBBER ARM LED LEFT

**BRAKE LIGHT
 DYNAMIC INDICATOR**



Part No. 800519
SIDE MARKER/POSITION LIGHT
 RUBBER ARM LED RIGHT

PART NO.	800516	800517	800518	800519
VOLTAGE	12-24V DC	12-24V DC	12-24V DC	12-24V DC
FUNCTIONS	Position, side marker, dynamic indicator	Position, side marker, dynamic indicator	Position, brake, side marker, dynamic indicator	Position, brake, side marker, dynamic indicator
PCS OF LEDS	39	39	40	40
IP-CLASS	IP66/IP68	IP66/IP68	IP66/IP68	IP66/IP68
COLOR LENS	Clear, amber	Clear, amber	Clear, amber	Clear, amber
COLOR LED	White, red, amber	White, red, amber	White, red, amber	White, red, amber
CABLE LENGTH	400mm	400mm	400mm	400mm
LENGTH	184,9mm	184,9mm	184,9mm	184,9mm
DEPTH	52mm	52mm	52mm	52mm
HEIGHT	145,5mm	145,5mm	145,5mm	145,5mm
CC	78,5mm	78,5mm	78,5mm	78,5mm
E-APPROVED	ECE R6, R7, R91	ECE R6, R7, R91	ECE R6, R7, R91	ECE R6, R7, R91
EMC-CERTIFICATE	ECE R10	ECE R10	ECE R10	ECE R10





Part No. 800372V-N
POSITION LIGHT RUBBER ARM LED LEFT



Part No. 800372H-N
POSITION LIGHT RUBBER ARM LED RIGHT



Part No. 800370-1
POSITION LIGHT LED



Part No. 800370-N
POSITION LIGHT LED



Part No. 800373-N
POSITION LIGHT LED



Part No. 800374-N
SIDE MARKER LED



Part No. 800375-N
POSITION LIGHT LED



Part No. 800376-N
POSITION LIGHT LED

PART NO.	800372V-N	800372H-N	800370-1	800370-N	800373-N	800374-N	800375-N	800376-N
VOLTAGE	12-24V DC	12-24V DC	12-24V DC	12-24V DC	12-24V DC	12-24V DC	12-24V DC	12-24V DC
FUNCTIONS	Position light	Position light	Position light	Position light	Position light	Side marker	Position light	Position light
PCS OF LEDS	18	18	18	18	18	9	9	9
IP-CLASS	IP66/IP68	IP66/IP68	IP66/IP68	IP66/IP68	IP66/IP68	IP66/IP68	IP66/IP68	IP66/IP68
COLOR LENS	Clear	Clear	White, red	Clear	Clear	Clear	Clear	Clear
COLOR LED	White, red	White, red	White	White, red	White, red	Amber	White	Red
CABLE LENGTH	180mm	180mm	350mm	330mm	360mm	220mm	220mm	220mm
LENGTH	49,5mm	49,5mm	41,2mm	49mm	48,6mm	80,5mm	80,5mm	80,5mm
DEPTH	180mm	180mm	69,5mm	78mm	117mm	25mm	25mm	25mm
HEIGHT	157,6mm	157,6mm	75mm	97mm	60mm	60,5mm	60,5mm	60,5mm
CC	75mm	75mm	60mm	85mm	32mm	67mm	67mm	67mm
E-APPROVED	ECE R7	ECE R7	ECE R7	ECE R7	ECE R7	ECE R91	ECE R7	ECE R7
EMC-CERTIFICATE	ECE R10	ECE R10	ECE R10	ECE R10	ECE R10	ECE R10	ECE R10	ECE R10





Part No. 800359
SIDE MARKER/POSITION LIGHT RUBBER ARM LED



Part No. 800357V
SIDE MARKER/POSITION LIGHT RUBBER ARM LED LEFT



Part No. 800357H
SIDE MARKER/POSITION LIGHT RUBBER ARM LED RIGHT



Part No. 800363V
SIDE MARKER/POSITION LIGHT RUBBER ARM LED LEFT



Part No. 800363H
SIDE MARKER/POSITION LIGHT RUBBER ARM LED RIGHT

PART NO.	800359	800357V	800357H	800363V	800363H
VOLTAGE	12-24V DC	12-24V DC	12-24V DC	12-24V DC	12-24V DC
FUNCTIONS	Side marker, position light	Side marker, position light	Side marker, position light	Side marker, position light	Side marker, position light
PCS OF LEDS	9	9	9	9	9
IP-CLASS	IP68	P68	P68	IP68	IP68
COLOR LENS	White, amber, red	White, amber, red	White, amber, red	White, amber, red	White, amber, red
COLOR LED	White	White	White	White	White
CABLE LENGTH	340mm	200mm	200mm	340mm	340mm
LENGTH	-	189mm	189mm	134mm	134mm
WIDTH	100mm	55mm	55mm	55mm	55mm
HEIGHT	140mm	140mm	140mm	108 mm	108 mm
DIAMETER	54,1mm	54,1mm	54,1mm	54,1mm	54,1mm
CC	78,5mm	78,5mm	78,5mm	78,5mm	78,5mm
E-APPROVED	ECE R7, R91	ECE R7, R91	ECE R7, R91	ECE R7, R91	ECE R7, R91
EMC-CERTIFICATE	ECE R10	ECE R10	ECE R10	ECE R10	ECE R10





IZE LED LICENCE PLATE LIGHT LED
Part No. 800033
More information on page 209



Part No. 800982
LICENCE PLATE LIGHT LED



Part No. 800033
LICENCE PLATE LIGHT LED



Part No. 800029
LICENCE PLATE LIGHT LED



Part No. 800030
LICENCE PLATE LIGHT BULB



Part No. 800031
LICENCE PLATE LIGHT LED



Part No. 800031-S
LICENCE PLATE LIGHT LED



Part No. 800032
LICENCE PLATE LIGHT LED



Part No. 800032-S
LICENCE PLATE LIGHT LED

PART NO.	800982	800033	800029	800030	800031	800031-S	800032	800032-S
VOLTAGE	12-24V DC	24V DC	12-24V DC	12-24V DC	12-24V DC	12-24V DC	12-24V DC	12-24V DC
FUNCTIONS	Licence plate light	Licence plate light	Licence plate light, position light	Licence plate light, position light	Licence plate light, position light	Licence plate light	Licence plate light, position light	Licence plate light
PCS OF LEDS	2	5	3	1	3	2	4	2
IP-CLASS	IP66/IP68	IP68	IP68	IP54	IP68	IP68	IP68	IP68
COLOR LENS	Clear	Clear	Clear, red	Clear, red	Clear, red	Clear, black	Clear, red	Clear, black
COLOR LED	White	White	White	White	White	White	White	White
CABLE LENGTH	240mm	2500mm	170mm	-	130mm	130mm	200mm	200mm
LENGTH	80mm	110mm	101mm	109mm	109mm	109mm	82mm	82mm
DEPTH	10mm	48,22mm	59mm	61mm	61mm	61mm	31mm	31mm
HEIGHT	30mm	45mm	60mm	55mm	55mm	55mm	39mm	39mm
CC	65mm	90mm	70mm	86mm	85,5mm	85,5mm	44mm	44mm
E-APPROVED	ECE R4	ECE R4	ECE R4, R7	ECE R4, R7	ECE R4, R7	ECE R4	ECE R4, R7	ECE R4
EMC-CERTIFICATE	ECE R10	ECE R10	ECE R10	ECE R10	ECE R10	ECE R10	ECE R10	ECE R10





Part No. 270712
FOG LAMP H7 LED



Part No. 271001
T10 BULB CANBUS LED



Part No. 271002
T10 BULB LED



Part No. 271009
BA9S BULB LED



Part No. 271412
FOG LAMP HB4 LED



Part No. 272212C
BA15S BULB CANBUS LED



Part No. 273612
FESTOON BULB 36 MM LED



Part No. 274212
FESTOON BULB 42 MM LED


PART NO.	270712	271001	271002	271009	271412	272212C	273612	274212
TYPE	LED fog lamp	LED lamp bulb canbus	LED light bulb	LED light bulb	LED fog lamp bulb	LED light bulb canbus	Festoon bulb	Festoon bulb
VOLTAGE	12V DC	12V DC	12V DC	12V DC	12V DC	12V DC	12V DC	12V DC
SOCKET	H7	T10	T10	BA9S	HB4	BA15s	36mm	42mm
UNIT	Pair	Pair	Pair	Pair	Pair	Pair	Pair	Pair





Part No. 810637
REFLECTOR

Measurements: 143x125mm | With screw holes | CC: 70mm |
E-approved according to regulation: ECE R3



Part No. 810638
REFLECTOR

Measurements: 135x155mm | Screws on the backside | CC: 70mm |
E-approved according to regulation: ECE R3




Part No. 810659-4 white 810660-4 red 810661-4 amber
REFLECTOR

Measurements: 96x42mm | With tape | CC: 70mm | E-approved
according to regulation: ECE R3 | Packed in 4 pcs/pack




Part No. 810656-4 white 810657-4 red 810658-4 amber
REFLECTOR

Measurements: 96x42mm | With 5,2mm screw holes | CC: 70mm |
E-approved according to regulation: ECE R3 | Packed in 4 pcs/pack



Part No. 810650-4 white 810651-4 red 810652-4 amber
REFLECTOR

Diameter: 60mm | With 5,2mm screw holes | Packed in 4 pcs/pack |
E-approved according to regulation: ECE R3



Part No. 810653-4 white 810654-4 red 810655-4 amber
REFLECTOR

Diameter: 60mm | With tape | Packed in 4 pcs/pack |
E-approved according to regulation: ECE R3



Part No. 810621-4 white 810620-4 red 810622-4 amber
REFLECTOR

Diameter: 85/74mm | With M6 screw | Packed in 4 pcs/pack |
E-approved according to regulation: ECE R3




Part No. 810639-4 white 810640-4 red 810641-4 amber
REFLECTOR

Measurements: 105x51mm | With tape | Packed in 4 pcs/pack |
E-approved according to regulation: ECE R3



OUR MISSION IS TO BOOST YOUR PASSION







**CONNECT WITH
STRANDS ONLINE**

Follow us where it happens. Check out our latest product news, inspiring photos, and exciting videos. Join our conversations and engage with passionate drivers all over the world. Don't forget to share your Strands photos, use #strandslightingdivision, and tag @strandslightingdivision to get highlighted. We look forward to getting to know you. See you online!



INSTAGRAM. Follow us at [@strandlightingdivision](https://www.instagram.com/strandlightingdivision) for inspiration, exciting news, and participate in competitions.



FACEBOOK. Like Strands Lighting Division, engage in discussions and be the first to know about product news.



YOUTUBE. Subscribe at [@strandlightingdivision](https://www.youtube.com/strandlightingdivision) for innovative lighting in action and get detailed information about our products.



TIKTOK. Follow us at [@strandlightingdivision](https://www.tiktok.com/@strandlightingdivision) for inspiring videos on trucks and other vehicles.



WEBSITE. Visit www.strandseurope.com for detailed information about our products.

YOUTUBE

See Strands Lighting Division in action. Check out our YouTube channel and get innovative lighting news, inspiring videos an exciting series about passionate drivers and extraordinary trucks in "Truck Tour." Make sure to like our videos and subscribe to our channel using the QR code. See you there!

TRUCK STRANDS



*Use the QR-code to check
out our YouTube-channel.*

Våxtorp

TOUR MANAGES



Strands offers a wide range of truck accessories

Strands always strive for high-quality products and we quality check every product to ensure that they keep our high standards. Our range of truck accessories are wide, we have universal products & brand/model specific products. Our products are developed to make drivers work easier and not heavy or unsafe. Truck accessories from Strands are developed in Sweden and we have many years of experience in the industry. We are proud of our ambassadors that give us feedback on products but also promote the company.



AUTOMOTIVE LIGHTING



LED LIGHT BARS



DRIVING LIGHTS



Better performance, less



Siberia Low Rider - a



WEBSITE

Explore the latest innovative lighting from Strands Lighting Division. Visit our website www.strandseurope.com for the latest product news and find all the details you need to know about our high-quality, innovative lighting products.

Use the QR code to check out the product video.



strands[®]
-lighting division

STRANDS GROUP AB

+46 (0)320-450 450 | info@strands.se
www.strands.se | www.strandseurope.com



With reservation for misprints and possible changes.

ISO 9001:2015 | ISO 14001:2015